

DENTALEZ
2023

EQUIPMENT

TABLE OF CONTENTS

EQUIPMENT


Pivot Chair Mount Packages	8
Standard IC Control Head	8
Euro Control Head	9
Fixed Chair Mount with Sidebox Packages	10
Standard IC Control Head	10
Euro Control Head	11
3900 Package Ordering Guide	12
Fusion Packages	24
Pivot Chair Mount	25
Fixed Mount with Sidebox	26
Rear Mount Side Delivery	27
Fusion Package Ordering Guide	28
Surface Treatments	32
Designer Friendly Colors and Surfaces	33
Chairs and Stools	35
3900 Hydraulic Patient Chair	37
3900 Chair Upholstery Options	38
3800 Hydraulic Patient Chair	39
Chair Accessories	40
Economy and Deluxe Stools	41
Comfort Stools	42
Lights and Monitor Mounts	43
Post Mount Lights	45
Track Mount Lights	46
Ceiling Mount Lights	47
Cabinet and Wall Mount Lights	48
Monitor Mount Assemblies	49

SALES TEAMS

Special Markets Managers	128
Professional Sales Associates	129

Rear Mount Side Delivery Systems	51
Cabinetry Mounting Configurations	53
7020PRO Duo Swing Delivery Systems	54
7021PRO Duo Swing Delivery Systems	56
7010 Duo Swing Delivery Systems	58
3486 Swing Delivery Systems	60
Storage Organizer, Trays and Monitor Mount	62
Ancillary Ordering and Options	63
Standard IC Delivery Unit	65
Euro Delivery Unit	66
Fusion Delivery Unit	67
Handpiece Bundles	68-69
Control Head Accessories	70
Ancillary Products	70
Simplified Cuspidors and Assistant's Instrumentation	73
Fixed Mount with Sidebox, External Umbilical	76
Fixed Chair Post Mount, External Umbilical	80
Rear Beneath Shelf or Work Surface Mount	81
Simplified Rear and Side Delivery Systems	
Side Cabinet and Wall Mount	82
Rear or Side Beneath Counter Mount	83
Rear Beneath Counter Mount	84
Panel Mounts	84
Rear or Side Mount Compact Controls	85
Mobile Carts	86
Factory Options and Parts	87
General Information	93
Dimensions	93
Equipment Maintenance	108
Equipment Terms and Warranty	109

INTELLIGENCE Aeras PEACE OF MIND



INTELLIGENT AERAS® TECHNOLOGY

In an increasingly complex world, smart devices simplify how we integrate new technology into everyday life. From smartphones to smart homes, intelligent devices are simplifying the way we live. And now, they're doing some of the work for us at work too. With the introduction of the Aeras platform, the smart revolution has reached the dental office, offering interconnectivity, insight, and control.

Pivot & Fixed
Chair Mount
Packages

Pivot & Fixed
Chair Mount
Package
Ordering Guide

Fusion
Packages

Fusion
Package
Ordering Guide

Designer
Friendly
Colors &
Surfaces

Chairs
& Stools

Lights and
Monitor Mounts

Rear Mount
Side Delivery
Systems

Ancillary
Ordering
& Options

Control Head
Accessories

Simplified
Cuspidors &
Assistant's
Instrumentation

Simplified
Rear & Side
Delivery
Systems

Factory
Options & Parts

General
Information

Warranty

Sales Teams

Forest

PACKAGES



Pivot & Fixed
Chair Mount
Packages

Pivot & Fixed
Chair Mount
Package
Ordering Guide

Fusion
Packages

Fusion
Package
Ordering Guide

Designer
Friendly
Colors &
Surfaces

Chairs
& Stools

Lights and
Monitor Mounts

Rear Mount
Side Delivery
Systems

Ancillary
Ordering
& Options

Control Head
Accessories

Simplified
Cuspidors &
Assistant's
Instrumentation

Simplified
Rear & Side
Delivery
Systems

Factory
Options & Parts

General
Information

Warranty

Sales Teams

Standard Chair Color Options

Powder Coat Paint Forest Grey

Shown with Diplomat Blue Upholstery




Powder Coat Paint Shadow

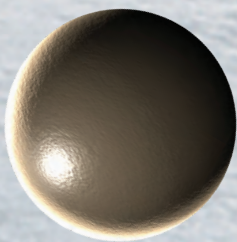
Shown with Raven Wing Upholstery




Designer Friendly Chair Color Options



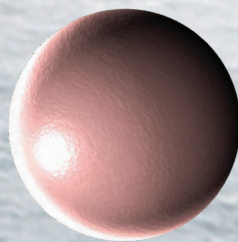
Arctic Silver



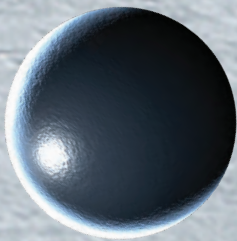
Bronze




Charcoal




Copper



Midnight



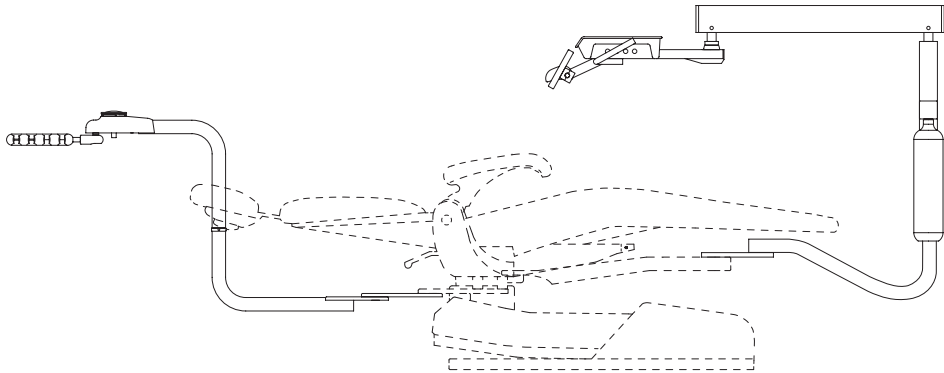
Pewter



White

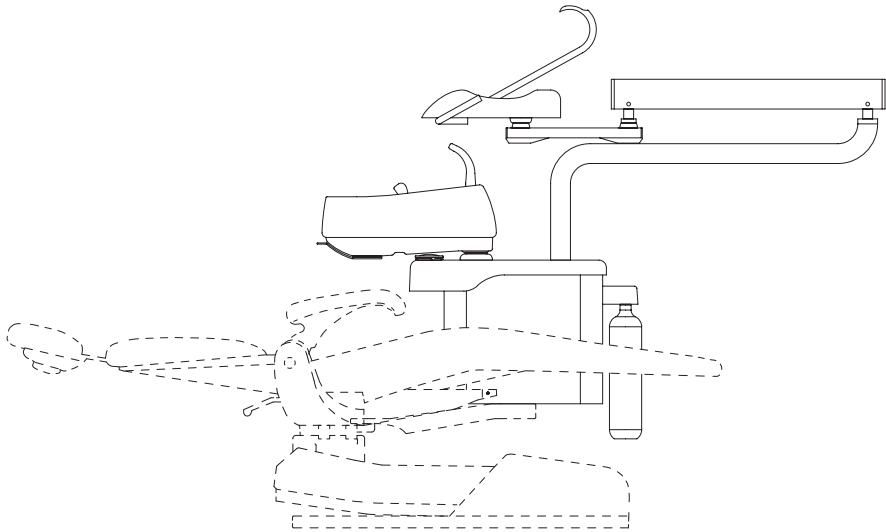
Pivot Chair Mount

Pivot Chair Mounts easily move left to right on large roller bearings to accommodate left and right-handed practitioners. Unlike a Fixed Chair Mount delivery system, the mounting arm comes from underneath the patient rather than over the top, making it less obtrusive and more patient-friendly. Pivot Assistant's Instrumentation, Operatory Lights and Monitor Mounts are popular options to support your style of practice.



Fixed Chair Mount With Sidebox

Fixed Chair Mounts With Sidebox allow for a Cuspidor, Assistant's Instrumentation, a Monitor and Light to mount on a sidebox, which is large enough to accommodate a host of ancillary support products. Finish the aluminum side covers in one of our nine powder coat paint colors and choose a complementary carbon fiber trim to finish the top cap. If you use a cuspidor, select our beautiful high-gloss ceramic black for a customized and beautiful patient-friendly delivery system.



Base Package



Note: Package shown in shadow paint with raven wing ultraleather.

Popular Options



Dr's Deluxe Stool,
Ultraleather Upholstery

Part number: 6159C



E- Torque Electric
Handpiece System

Part number:
STAR-ETORQUE



LED Operatory Light, 9073

Part number: 9073



Assistants Instrumentation
rear Pivot with touchpad

Part number: 1096

Base Package As Shown

Description	Part Number	Retail Price
3900 Patient Chair	3900	\$9,490
Delivery System w/Standard IC, Pivot	4486PI	\$7,845
Assistants Instrumentation, Rear Pivot	1095	\$1,905
LED Operatory Light, 9078	9078	\$3,455
Light Post, Pivot	1113-654	\$760
Chair Control (select from unit-mounted, chair-mounted, or foot control)	3914-998-CS	N/C

Popular Options

Description	Part Number	Retail Price
Dr. Deluxe Stool, Ultraleather Upholstery	6159C	\$1,060
Assistants Deluxe Stool No Back, Ultraleather Upholstery	6160C	\$1,200
E-Torque Electric HP System	STAR-ETORQUE	\$5,705
6-PIN Handpiece Illumination w/tubing	1700-019-CS	\$930
Quick Disconnect for Water	0016-454-CS	\$190
Quick Disconnect for Air	0016-456-CS	\$190
Routing Valve Kit	1115-315-CS	\$385
Additional HVE w/Dry Oral Cup	1400-113-CS	\$125
Soft Touch Back Massage	3900-100	\$710
LED Operatory Light, 9073	9073	\$3,995
Assistants Instrumentation, Rear Pivot with Touchpad	1096	\$1,905

Equipment dimensions, see page 93
Shipping weight estimate:
Delivery unit & chair 450 lb / 204 kg
Base package 580 lb / 264 kg
As shown package 630 lb / 286 kg



Pivot Chair Mount Packages

3900 Chair Package, Euro Pivot Delivery

Base Package



Popular Options



Dr's Deluxe Stool,
Ultraleather Upholstery

Part number: 6159C



E- Torque Electric
Handpiece System

Part number:
STAR-ETORQUE



LED Operatory Light, 9073

Part number: 9073



Assistants Instrumentation
rear Pivot with touchpad

Part number: 1096

Base Package As Shown

Description	Part Number	Retail Price
3900 Patient Chair	3900	\$9,490
Delivery System w/Euro, Pivot	4486PI	\$7,845
Assistants Instrumentation, Rear Pivot	1095	\$1,905
LED Operatory Light, 9078	9078	\$3,455
Light Post, Pivot	1113-654	\$760
Chair Control (select from unit-mounted, chair-mounted, or foot control)	3914-998-CS	N/C

Popular Options

Description	Part Number	Retail Price
Dr. Deluxe Stool, Ultraleather Upholstery	6159C	\$1,060
Assistants Deluxe Stool No Back, Ultraleather Upholstery	6160C	\$1,200
E-Torque Electric HP System	STAR-ETORQUE	\$5,705
6-PIN Handpiece Illumination w/tubing	1700-019-CS	\$930
Quick Disconnect for Water	0016-454-CS	\$190
Quick Disconnect for Air	0016-456-CS	\$190
Routing Valve Kit	1115-315-CS	\$385
Additional HVE w/Dry Oral Cup	1400-113-CS	\$125
Soft Touch Back Massage	3900-100	\$710
LED Operatory Light, 9073	9073	\$3,955
Assistants Instrumentation, Rear Pivot with Touchpad	1096	\$1,905

Equipment dimensions, see page 93
Shipping weight estimate:
Delivery unit & chair 445 lb / 203 kg
Base package 533 lb / 264 kg
As shown package 630 lb / 286 kg



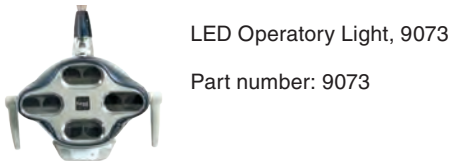
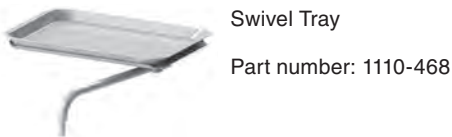
Fixed Chair Mount Packages

3900 Chair Package, Standard IC Delivery, Sidebox

Base Package



Popular Options



Base Package As Shown

Description	Part Number	Retail Price
3900 Patient Chair	3900	\$9,490
Delivery System, Sidebox w/Standard IC	4485SI	\$9,475
Routing Valve	Included	N/A
Quick Disconnect for Water	Included	N/A
Quick Disconnect for Air	Included	N/A
Deluxe Cuspidor	1577	\$2,030
LED Operatory Light, 9078	9078	\$3,455
Light Post, Sidebox	1110-900	\$275
Chair Control (select from unit-mounted, chair-mounted, or foot control)	3914-998-CS	N/C

Popular Options

Description	Part Number	Retail Price
Dr. Deluxe Stool, Ultraleather Upholstery	6159C	\$1,060
Assistants Deluxe Stool No Back, Ultraleather Upholstery	6160C	\$1,200
E-Torque Electric HP System	STAR-ETORQUE	\$5,705
Satelec SP	SATELEC-S	\$3,000
Satelec SP, LED lit	SATELEC-S-LED	\$3,750
6-PIN Handpiece Illumination w/tubing	1700-019-CS	\$930
Swivel Tray	1110-468	\$440
Additional Handpiece Position, Wet	1100-189-CS	\$540
Deluxe Cuspidor Remote Activation	1100-480-CS	\$345
LED Operatory Light, 9073	9073	\$3,955
Soft Touch Back Massage	3900-100	\$710

Equipment dimensions, see page 94
Shipping weight estimate:
Delivery unit & chair 440 lb / 202 kg
Base package 556 lb / 253 kg
As shown package 561 lb / 255 kg



Pivot & Fixed Chair Mount Packages
Pivot & Fixed Chair Mount Package Ordering Guide
Fusion Packages
Fusion Package Ordering Guide
Designer Friendly Colors & Surfaces
Chairs & Stools
Lights and Monitor Mounts
Rear Mount Side Delivery Systems
Ancillary Ordering & Options
Control Head Accessories
Simplified Cuspidors & Assistant's Instrumentation
Simplified Rear & Side Delivery Systems
Factory Options & Parts
General Information
Warranty
Sales Teams

Fixed Chair Mount Packages

3900 Chair Package, Euro Sidebox Delivery

Base Package



Popular Options



Dr's Deluxe Stool,
Ultraleather Upholstery
Part number: 6159C



Assistants Deluxe Stool,
No Back,
Ultraleather Upholstery
Part number: 6160C



E- Torque Electric
Handpiece System
Part number:
STAR-ETORQUE



LED Operatory Light, 9073
Part number: 9073

Base Package As Shown

Description	Part Number	Retail Price
3900 Patient Chair	3900	\$9,490
Delivery System, Sidebox w/Euro	4987SI	\$10,750
Routing Valve	Included	N/A
Quick Disconnect for Water	Included	N/A
Quick Disconnect for Air	Included	N/A
Deluxe Cuspidor	1577	\$2,030
LED Operatory Light, 9078	9078	\$3,455
Light Post, Sidebox	1110-900	\$275
Chair Control (select from unit-mounted, chair-mounted, or foot control)	3914-998-CS	N/C

Popular Options

Description	Part Number	Retail Price
Dr. Deluxe Stool, Ultraleather Upholstery	6159C	\$1,060
Assistants Deluxe Stool No Back, Ultraleather Upholstery	6160C	\$1,200
E-Torque Electric HP System	STAR-ETORQUE	\$5,705
Satelec SP	SATELEC-S	\$3,000
Satelec SP, LED lit	SATELEC-S-LED	\$3,750
6-PIN Handpiece Illumination w/tubing	1700-019-CS	\$930
Additional Handpiece Position, Wet	1100-189-CS	\$540
Deluxe Cuspidor Remote Activation	1100-480-CS	\$345
LED Operatory Light, 9073	9073	\$3,955
Soft Touch Back Massage	3900-100	\$710

Equipment dimensions, see page 94
Shipping weight estimate:
Delivery unit & chair 445 lb / 203 kg
Base package 551 lb / 251 kg
As shown package 551 lb / 251 kg



Pivot & Fixed Chair Mount Packages
Pivot & Fixed Chair Mount Package Ordering Guide
Fusion Packages
Fusion Package Ordering Guide
Designer Friendly Colors & Surfaces
Chairs & Stools
Lights and Monitor Mounts
Rear Mount Side Delivery Systems
Ancillary Ordering & Options
Control Head Accessories
Simplified Cuspidors & Assistant's Instrumentation
Simplified Rear & Side Delivery Systems
Factory Options & Parts
General Information
Warranty
Sales Teams



SURFACE FINISH OPTIONS










ULTRALEATHER® 12 CLASSIC COLORS

					
Autumn Leaf	Baltic	Boysenberry	Charcoal	Diplomat Blue	Doe
					
Dove Grey	Papyrus	Parrot	Raven Wing	St. John	Stone




ULTRALEATHER 5 PEARLIZED COLORS

		
Midnight	Oz	Pewter
		
Pharoah	Tin Man	

POWDER COAT PAINT 9 COLORS

				
Arctic Silver	Forest Grey	Charcoal	Copper	Bronze
				
Midnight	Pewter	Shadow	White	

CARBON FIBER 3 PATTERNS

		
Greywood	Laser Leather	Lemans

Pivot & Fixed Chair Mount Packages
Pivot & Fixed Chair Mount Package Ordering Guide
Fusion Packages
Fusion Package Ordering Guide
Designer Friendly Colors & Surfaces
Chairs & Stools
Lights and Monitor Mounts
Rear Mount Side Delivery Systems
Ancillary Ordering & Options
Control Head Accessories
Simplified Cuspidors & Assistant's Instrumentation
Simplified Rear & Side Delivery Systems
Factory Options & Parts
General Information
Warranty
Sales Teams

DESIGN YOUR 3900 PATIENT CHAIR

STEP 1: SELECT YOUR CHAIR - Select 1 chair and 1 powder coat paint color

STEP
1

Description	Part #	Retail Price	Qty.	Total Price	Powder Coat Pain Color	
<input type="checkbox"/> 3900 Patient Chair	3900	\$9,490			<input type="checkbox"/> Forest Grey*	<input type="checkbox"/> Shadow*
<input type="checkbox"/> 3900 Patient Chair, Designer Friendly	3900C	\$11,090			<input type="checkbox"/> Arctic Silver	<input type="checkbox"/> Bronze
*White, Shadow, and Forest Grey chairs come standard with the baseplate painted Shadow, all other colors come standard with the baseplate painted the same color as the chair.					<input type="checkbox"/> Charcoal	<input type="checkbox"/> Copper
					<input type="checkbox"/> Midnight	<input type="checkbox"/> Pewter

STEP 2: SELECT YOUR UPHOLSTERY - Select 1 option and 1 upholstery color

STEP
2

Description	Part #	Retail Price	Qty.	Total Price	Upholstery Color (used as inner color if dual color upholstery is selected)	
<input type="checkbox"/> Wide Back, Plush	3907-PL-WB	N/C			Standard Ultraleather® Colors	
<input type="checkbox"/> Wide Back, Seamless	3907-AS-WB	N/C			<input type="checkbox"/> Autumn Leaf	<input type="checkbox"/> Baltic
<input type="checkbox"/> Wide Back, Memory Comfort	3907-MC-WB	\$1,050			<input type="checkbox"/> Boysenberry	<input type="checkbox"/> Charcoal
<input type="checkbox"/> Narrow Back, Plush	3907-PL-NB	N/C			<input type="checkbox"/> Doe	<input type="checkbox"/> Diplomat Blue
<input type="checkbox"/> Narrow Back, Seamless	3907-AS-NB	N/C			<input type="checkbox"/> Dove Grey	<input type="checkbox"/> Papyrus
<input type="checkbox"/> Narrow Back with Slings, Plush	3907-PL-NS	\$535			<input type="checkbox"/> Parrot	<input type="checkbox"/> Raven Wing
<input type="checkbox"/> Narrow Back with Slings, Seamless	3907-AS-NS	\$530			<input type="checkbox"/> St. John	<input type="checkbox"/> Stone
					<input type="checkbox"/> Midnight*	<input type="checkbox"/> Pewter*
					<input type="checkbox"/> Tin Man*	<input type="checkbox"/> Pharoah*
						<input type="checkbox"/> Oz*
					<input type="checkbox"/> Special color, select PN 3907-999-SP from Step 3 and write color choice here: _____	

STEP 3: ADDITIONAL UPHOLSTERY OPTIONS - Select at least 1 of the below options

STEP
3

<input type="checkbox"/> No Additional Options	N/A				
<input type="checkbox"/> Special Color Ultraleather Upholstery	3907-999-SP	\$370			Color:
<input type="checkbox"/> Dual Color, Plush - specify outer color (Not available with seamless or memory comfort)	3907-999-DC	\$370			Outer Color: (inner color selected in Step 2 above)
<input type="checkbox"/> Dual Color for Memory Comfort specify outer color	3907-MC-DC	\$1,420			Outer Color: (inner color selected in Step 2 above)
<input type="checkbox"/> Contrast/Deviated Stitching, Plush (Not available with seamless or memory comfort)	3907-999-DS	\$370			Thread Color:
<input type="checkbox"/> Neck Pillow	3907-318	\$160			Color:
<input type="checkbox"/> Knee Pillow	3907-317	\$490			Color (inner if dual color):
<input type="checkbox"/> Dual Color Upholstery, Knee Pillow	3907-317-DC	\$110			Outer Color:
<input type="checkbox"/> Contrast Stitch Upholstery, Knee Pillow	3907-317-DS	\$110			Thread Color:
<input type="checkbox"/> Pedo Booster Set	3907-180	\$460			
<input type="checkbox"/> 29" Toe Guard in Lieu of 21"	3907-028-CS	\$35			

STEP 4: MASSAGE OPTION - Select at least 1 of the below options

STEP
4

<input type="checkbox"/> No Massage Options	N/A	N/C			
<input type="checkbox"/> Soft Touch Massage*	3900-100	\$710			Not available with Memory Comfort Upholstery

*If a chair-mounted delivery unit is being ordered then a utility center housing is included with purchase. Otherwise we recommend adding a utility center for the massage air compressor (Part numbers below).

STEP 5: UTILITY CENTER SELECTION - Select at least 1 of the below options

STEP
5

<input type="checkbox"/> No Additional Options	N/A	N/C			Select this option if you are buying a chair-mount delivery unit and no massager
Contoured Utility Center Housing and Cover					
<input type="checkbox"/> Forest Grey	3900-101-G	\$555			
<input type="checkbox"/> Shadow	3900-101-SH	\$555			
<input type="checkbox"/> White	3900-101	\$555			
<input type="checkbox"/> Designer Friendly®	3900-101-C	\$675			

STEP 6: CHAIR CONTROL LOCATIOIN - Select at least 1 chair control

Maximum of 1 control can be mounted on the delivery unit, maximum of 2 on the chair (left & right), 4 total maximum number of controls per operator

STEP
6

<input type="checkbox"/> First Chair Control (Required) First control included with chair purchase	3914-998-CS	N/C			<input type="checkbox"/> Delivery Unit	<input type="checkbox"/> Footswitch
					<input type="checkbox"/> Chair, right side	<input type="checkbox"/> Chair, left side
<input type="checkbox"/> Second Chair Control (Optional)	3914-999-CS	\$650			<input type="checkbox"/> Delivery Unit	<input type="checkbox"/> Footswitch
					<input type="checkbox"/> Chair, right side	<input type="checkbox"/> Chair, left side

Pivot & Fixed
Chair Mount
Packages

Pivot & Fixed
Chair Mount
Package
Ordering Guide

Fusion
Packages

Fusion
Package
Ordering Guide

Designer
Friendly
Colors &
Surfaces

Chairs
& Stools

Lights and
Monitor Mounts

Rear Mount
Side Delivery
Systems

Ancillary
Ordering
& Options

Control Head
Accessories

Simplified
Cuspidors &
Assistant's
Instrumentation

Simplified
Rear & Side
Delivery
Systems

Factory
Options & Parts

General
Information

Warranty

Sales Teams

PATIENT CHAIR

STEP

1

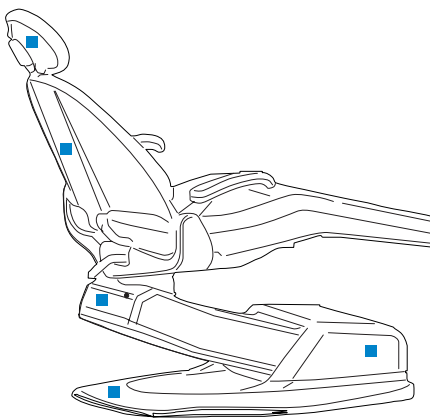
Chair paint color



STEP

2

Upholstery color (inner color if dual color selected)



STEP

3

Outer upholstery color (if dual color selected, PN 3907-99-DC)
Contrast stitch color (if color stitch selected, PN 3907-999-DS) -----



CHAIR IMAGES



Pivot & Fixed
Chair Mount
Packages

Pivot & Fixed
Chair Mount
Package
Ordering Guide

Fusion
Packages

Fusion
Package
Ordering Guide

Designer
Friendly
Colors &
Surfaces

Chairs
& Stools

Lights and
Monitor Mounts

Rear Mount
Side Delivery
Systems

Ancillary
Ordering
& Options

Control Head
Accessories

Simplified
Cuspidors &
Assistant's
Instrumentation

Simplified
Rear & Side
Delivery
Systems

Factory
Options & Parts

General
Information

Warranty







Sales Teams

DESIGN YOUR STANDARD IC DELIVERY SYSTEM






SURFACE FINISH OPTIONS

POWDER COAT PAINT 9 COLORS

		
Arctic Silver	Forest Grey	Charcoal
		
Copper	Bronze	Midnight
		
Pewter	Shadow	White

CARBON FIBER 3 PATTERNS

		
Greywood	Laser Leather	Lemans

[TABLE OF CONTENTS](#)

- [Pivot & Fixed Chair Mount Packages](#)
- [Pivot & Fixed Chair Mount Package Ordering Guide](#)
- [Fusion Packages](#)
- [Fusion Package Ordering Guide](#)
- [Designer Friendly Colors & Surfaces](#)
- [Chairs & Stools](#)
- [Lights and Monitor Mounts](#)
- [Rear Mount Side Delivery Systems](#)
- [Ancillary Ordering & Options](#)
- [Control Head Accessories](#)
- [Simplified Cuspidors & Assistant's Instrumentation](#)
- [Simplified Rear & Side Delivery Systems](#)
- [Factory Options & Parts](#)
- [General Information](#)
- [Warranty](#)
- [Sales Teams](#)

DESIGN YOUR STANDARD IC DELIVERY SYSTEM

STEP
7

STEP 7: SELECT YOUR DELIVERY SYSTEM - Select 1 delivery system

Description	Part #	Retail Price	Qty.	Total Price
<input type="checkbox"/> Standard IC Delivery Head, Pivot Chair Mount	4486PI	\$7,845		
<input type="checkbox"/> Standard IC Delivery Head, Fixed Chair Mount with Sidebox	4485SI	\$9,475		

STEP
8

STEP 8: SURFACE TREATMENTS - Select 1 powder coat and 1 plastic finish

Powder Coat Paint:	Plastic Finish:
<input type="checkbox"/> Forest Grey <input type="checkbox"/> Shadow <input type="checkbox"/> Arctic Silver <input type="checkbox"/> Bronze <input type="checkbox"/> Charcoal <input type="checkbox"/> Copper <input type="checkbox"/> Midnight <input type="checkbox"/> Pewter <input type="checkbox"/> White	<input type="checkbox"/> Forest Grey <input type="checkbox"/> Greywood <input type="checkbox"/> Laser Leather <input type="checkbox"/> Lemans <input type="checkbox"/> White

STEP
9

STEP 9: CONFIGURE YOUR DELIVERY SYSTEM

Note: Please refer to ancillary and options graph in the catalog to determine number of ancillaries and options possible

Description	Part #	Retail Price	Qty.	Total Price	0	1	2	3	4	5	6
<input type="checkbox"/> Air/Water Syringe (included standard)		N/C									
<input type="checkbox"/> 4-hole handpiece tubing (included standard)		N/C									
<input type="checkbox"/> 5-hole system (1 tubing included, system accomodates a 2nd tubing)	1700-021-CS	\$930									
<input type="checkbox"/> - Second 5-hole tubing	0017-615-CS	\$360									
<input type="checkbox"/> 6-pin system (1 tubing included, system accomodates a 2nd tubing)	1700-019-CS	\$930									
<input type="checkbox"/> - Second 6-pin tubing	0017-603-CS	\$255									
<input type="checkbox"/> Star® ETorque Electric System, Factory Installed*	STAR-ETORQUE	\$5,705									
<input type="checkbox"/> Star Blis-sonic™ SW Scaler (with 4 line swivel)*	STAR-BLIS-SW	\$1,540									
<input type="checkbox"/> Star Blis-sonic K Scaler (with fixed back-end)*	STAR-BLIS-K	\$1,595									
<input type="checkbox"/> Satelec SP Scaler*	SATELEC-S	\$3,000									
<input type="checkbox"/> Satelec SP LED Scaler*	SATELEC-S-LED	\$3,750									
<input type="checkbox"/> Cavitron Scaler*	CAVITRON	\$5,270									
<input type="checkbox"/> Additional Handpiece Position, Wet	1100-189-CS	\$540									
<input type="checkbox"/> Additional Handpiece Position, Air Drive Only	1100-190-CS	\$270									
<input type="checkbox"/> Assistant's hygiene instrumentation, control head-mounted Select 1 position for the SE and 1 position for the HVE	1408-CS	\$485			SE						
					HVE						
<input type="checkbox"/> Ancillary Shelf	0010-310	\$175									
<input type="checkbox"/> Star Handpiece Bundle (Write-in PN and price)											
<input type="checkbox"/> Quick Disconnect w/Flow Control, 1/4" (for water)	0016-454-CS	\$190									
<input type="checkbox"/> Quick Disconnect w/Flow Control, 3/8" (for air)	0016-456-CS	\$190									
<input type="checkbox"/> Swivel Tray	1110-468	\$440									
<input type="checkbox"/> Less sidebox telescoping assistant's instrumentation	1400-000-CS	-\$350									
<input type="checkbox"/> Chrome Accents	9000-998-CS	\$180									
<input type="checkbox"/> Additional Umbilical, Per Foot (max of 9 feet)	1115-999-CS	\$45									
<input type="checkbox"/> Routing Valve Kit w/Water shutoff & Regulator, Factory inst.	1115-315-CS	\$385									
<input type="checkbox"/> Routing Valve Kit for Cuspidor, Factory Installed	1115-316-CS	\$185									

* Ancillaries utilize an existing handpiece position - some integrated options may require purchase of Ancillary Shelf PN 0010-310

STEP
10

STEP 10: ASSISTANT'S INSTRUMENTATION AND CUSPIDORS - Must select 1 option for order to be valid

<input type="checkbox"/> No Assistant's Instrumentation or Cuspidor*	N/A	N/C									
<input type="checkbox"/> Rear Pivot Instrumentation, Quad Holder Bar	1095	\$1,905									
<input type="checkbox"/> Rear Pivot Instrumentation with Integrated Touchpad	1096	\$1,905									
<input type="checkbox"/> Rear Pivot Instrumentation with Deluxe Cuspidor**	1590	\$4,100									
<input type="checkbox"/> Deluxe Cuspidor only, Rear Pivot**	1580	\$3,600									
<input type="checkbox"/> Basic Cuspidor, Sidebox Mounted (4485SI only)	1679	\$1,220									
<input type="checkbox"/> Deluxe Cuspidor, Sidebox Mounted (4485SI only)**	1577	\$2,030									

*Sidebox mounted telescoping assistant's instrumentation included standard with 4485SI

**Not available with 4485SI

STEP
11

STEP 11: ASSISTANT'S INSTRUMENTATION AND CUSPIDOR OPTIONS

<input type="checkbox"/> Quick Disconnect w/Flow Control, 1/4" (For 1095 instrumentation)	0016-455-CS	\$190			Specify One	<input type="checkbox"/> Air	<input type="checkbox"/> Water
<input type="checkbox"/> Additional Autoclavable HVE with 5' Tubing & Dry Oral Cup	1400-113-CS	\$125					
<input type="checkbox"/> Hands-Free HVE Holder with HVE and 5' Tubing (Select PN)		\$470					
Colors (holder/tubing): GRY (white/grey), STG (white/sterling), BLK (black/black), SHW (black/shadow)					<input type="checkbox"/> 1400-279-STG	<input type="checkbox"/> 1400-279-BLK	
					<input type="checkbox"/> 1400-279-SHW	<input type="checkbox"/> 1400-279-GRY	
<input type="checkbox"/> Self-Contained Clean Water System w/Quick Disconnect, 1.5L bottle (For 1095 Instrumentation only)	1700-319	\$360					
<input type="checkbox"/> Tray Assembly (For 1095 Instrumentation only)	1110-680	\$730					
<input type="checkbox"/> Deluxe Cuspidor Unit-Mounted Activation (For 1577, 1580, 1590)	1100-480-CS	\$345					
<input type="checkbox"/> Chair Control Touchpad - Mounted to 1095 Instrumentation	1700-088-CS	\$650					

Pivot & Fixed
Chair Mount
Packages

Pivot & Fixed
Chair Mount
Package
Ordering Guide

Fusion
Packages

Fusion
Package
Ordering Guide

Designer
Friendly
Colors &
Surfaces

Chairs
& Stools

Lights and
Monitor Mounts

Rear Mount
Side Delivery
Systems

Ancillary
Ordering
& Options

Control Head
Accessories

Simplified
Cuspidors &
Assistant's
Instrumentation

Simplified
Rear & Side
Delivery
Systems

Factory
Options & Parts

General
Information

Warranty

Sales Teams

STANDARD IC DELIVERY UNIT

STEP

8

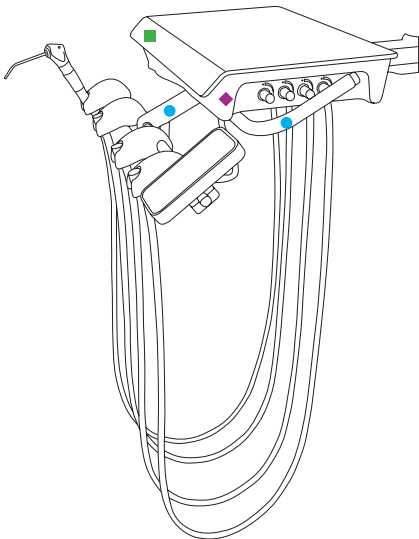
Powder coat paint color



STEP

8

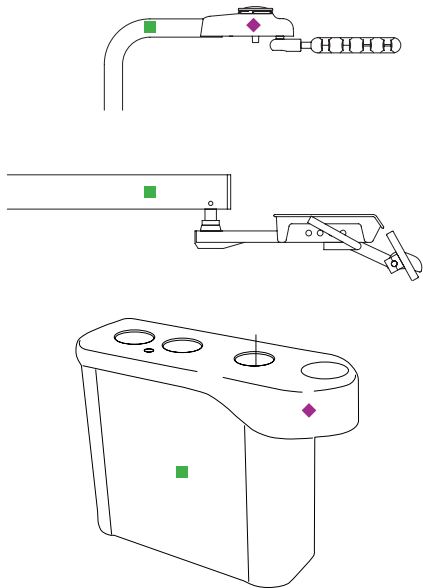
Powder coat paint with upgrade option to chrome/polished finish (PN 9000-998-CS, Step 9)




STEP

8

Plastic finish



UNIT IMAGES




Pivot & Fixed Chair Mount Packages
Pivot & Fixed Chair Mount Package Ordering Guide
Fusion Packages
Fusion Package Ordering Guide
Designer Friendly Colors & Surfaces
Chairs & Stools
Lights and Monitor Mounts
Rear Mount Side Delivery Systems
Ancillary Ordering & Options
Control Head Accessories
Simplified Cuspidors & Assistant's Instrumentation
Simplified Rear & Side Delivery Systems
Factory Options & Parts
General Information
Warranty
Sales Teams

DESIGN YOUR EURO DELIVERY SYSTEM




SURFACE FINISH OPTIONS

POWDER COAT PAINT 9 COLORS



CARBON FIBER 3 PATTERNS



- Pivot & Fixed Chair Mount Packages
- Pivot & Fixed Chair Mount Package Ordering Guide
- Fusion Packages
- Fusion Package Ordering Guide
- Designer Friendly Colors & Surfaces
- Chairs & Stools
- Lights and Monitor Mounts
- Rear Mount Side Delivery Systems
- Ancillary Ordering & Options
- Control Head Accessories
- Simplified Cuspidors & Assistant's Instrumentation
- Simplified Rear & Side Delivery Systems
- Factory Options & Parts
- General Information
- Warranty
- Sales Teams

DESIGN YOUR EURO DELIVERY SYSTEM

STEP
7

STEP 7: SELECT YOUR DELIVERY SYSTEM - Select 1 delivery system

Description	Part #	Retail Price	Qty.	Total Price	Comments
<input type="checkbox"/> Euro Delivery Head, Pivot Chair Mount	4988PI	\$9,120			
<input type="checkbox"/> Euro Delivery Head, Fixed with Sidebox	4987SI	\$10,750			

STEP
8

STEP 8: SURFACE TREATMENTS - Select 1 powder coat and 1 plastic finish

Powder Coat Paint:	Plastic Finish:
<input type="checkbox"/> Forest Grey <input type="checkbox"/> Shadow <input type="checkbox"/> Arctic Silver <input type="checkbox"/> Bronze <input type="checkbox"/> Charcoal	<input type="checkbox"/> Forest Grey <input type="checkbox"/> Greywood <input type="checkbox"/> Laser Leather
<input type="checkbox"/> Copper <input type="checkbox"/> Midnight <input type="checkbox"/> Pewter <input type="checkbox"/> White	<input type="checkbox"/> Lemans <input type="checkbox"/> White

STEP
9

STEP 9: CONFIGURE YOUR DELIVERY SYSTEM

Note: Please refer to ancillary and options graph in the catalog to determine number of ancillaries and options possible

Description	Part #	Retail Price	Qty.	Total Price	Handpiece Positions / Comments				
					0	1	2	3	4
<input type="checkbox"/> Air/Water Syringe (included standard)		N/C			X				
<input type="checkbox"/> 4-hole handpiece tubing (included standard)		N/C							
<input type="checkbox"/> 5-hole system (1 tubing included, system accomodates a 2nd tubing)	1700-021-CS	\$930							
<input type="checkbox"/> - Second 5-hole tubing	0017-615-CS	\$360							
<input type="checkbox"/> 6-pin system (1 tubing included, system accomodates a 2nd tubing)	1700-019-CS	\$930							
<input type="checkbox"/> - Second 6-pin tubing	0017-603-CS	\$255							
<input type="checkbox"/> Star® ETorque Electric System, Factory Installed	STAR-ETORQUE	\$5,705							
<input type="checkbox"/> Star Blis-sonic™ SW Scaler (with 4 line swivel)	STAR-BLIS-SW	\$1,540							
<input type="checkbox"/> Star Blis-sonic K Scaler (with fixed back-end)	STAR-BLIS-K	\$1,595							
<input type="checkbox"/> Satelec SP Scaler	SATELEC-S	\$3,000							
<input type="checkbox"/> Satelec SP LED Scaler	SATELEC-S-LED	\$3,750							
<input type="checkbox"/> Cavitron Scaler	CAVITRON	\$5,270							
<input type="checkbox"/> Star Handpiece Bundle (Write-in PN and price)									
<input type="checkbox"/> Quick Disconnect w/Flow Control, 1/4" (for water)	0016-454-CS	\$190			Included with 4987SI				
<input type="checkbox"/> Quick Disconnect w/Flow Control, 3/8" (for air)	0016-456-CS	\$190			Included with 4987SI				
<input type="checkbox"/> Less sidebox telescoping assistant's instrumentation	1400-000-CS	-\$350			4987SI only				
<input type="checkbox"/> Chrome Accents	9000-998-CS	\$180							
<input type="checkbox"/> Additional Umbilical, Per Foot (max of 9 feet)	1115-999-CS	\$45							
<input type="checkbox"/> Routing Valve Kit w/Water shutoff & Regulator, Factory inst.	1115-315-CS	\$385			Included with 4987SI				
<input type="checkbox"/> Routing Valve Kit for Cuspidor, Factory Installed	1115-316-CS	\$185							

STEP
10

STEP 10: ASSISTANT'S INSTRUMENTATION AND CUSPIDORS - Must select 1 option for order to be valid

<input type="checkbox"/> No Assistant's Instrumentation or Cuspidor*	N/A	N/C							
<input type="checkbox"/> Rear Pivot Instrumentation, Quad Holder Bar	1095	\$1,905							
<input type="checkbox"/> Rear Pivot Instrumentation with Integrated Touchpad	1096	\$1,905							
<input type="checkbox"/> Rear Pivot Instrumentation with Deluxe Cuspidor**	1590	\$4,100			Bowl Color	<input type="checkbox"/> Black	<input type="checkbox"/> White		
<input type="checkbox"/> Deluxe Cuspidor only, Rear Pivot**	1580	\$3,600			Bowl Color	<input type="checkbox"/> Black	<input type="checkbox"/> White		
<input type="checkbox"/> Basic Cuspidor, Sidebox Mounted (4987SI only)	1679	\$1,220							
<input type="checkbox"/> Deluxe Cuspidor, Sidebox Mounted (4987SI only)**	1577	\$2,030			Bowl Color	<input type="checkbox"/> Black	<input type="checkbox"/> White		
*Sidebox mounted telescoping assistant's instrumentation included standard with 4987SI					**Not available with 4987SI				

STEP
11

STEP 11: ASSISTANT'S INSTRUMENTATION OPTIONS

<input type="checkbox"/> Quick Disconnect w/Flow Control, 1/4" (For 1095 instrumentation)	0016-455-CS	\$190	Specify	<input type="checkbox"/> Air	<input type="checkbox"/> Water
<input type="checkbox"/> Additional Autoclavable HVE with 5' Tubing & Dry Oral Cup	1400-113-CS	\$125			
<input type="checkbox"/> Hands-Free HVE Holder with HVE and 5' Tubing (Select PN)		\$470	<input type="checkbox"/> 1400-279-STG	<input type="checkbox"/> 1400-279-BLK	
Colors (holder/tubing): GRY (white/grey), STG (white/sterling), BLK (black/black), SHW (black/shadow)			<input type="checkbox"/> 1400-279-SHW	<input type="checkbox"/> 1400-279-GRY	
<input type="checkbox"/> Self-Contained Clean Water System w/Quick Disconnect, 1.5L bottle (For 1095 Instrumentation only)	1700-319	\$360			
<input type="checkbox"/> Tray Assembly (For 1095 Instrumentation only)	1110-680	\$730			
<input type="checkbox"/> Deluxe Cuspidor Unit-Mounted Activation (For 1577, 1580, 1590)	1100-480-CS	\$345			
<input type="checkbox"/> Chair Control Touchpad - Mounted to 1095 Instrumentation	1700-088-CS	\$650			

Pivot & Fixed
Chair Mount
Packages

Pivot & Fixed
Chair Mount
Package
Ordering Guide

Fusion
Packages

Fusion
Package
Ordering Guide

Designer
Friendly
Colors &
Surfaces

Chairs
& Stools

Lights and
Monitor Mounts

Rear Mount
Side Delivery
Systems

Ancillary
Ordering
& Options

Control Head
Accessories

Simplified
Cuspidors &
Assistant's
Instrumentation

Simplified
Rear & Side
Delivery
Systems

Factory
Options & Parts

General
Information

Warranty

Sales Teams

EURO DELIVERY UNIT

STEP

8

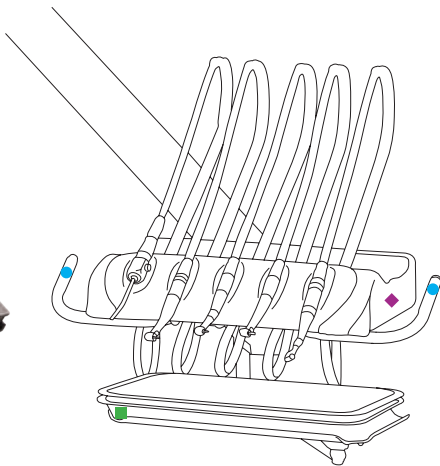
Powder coat paint color



STEP

8

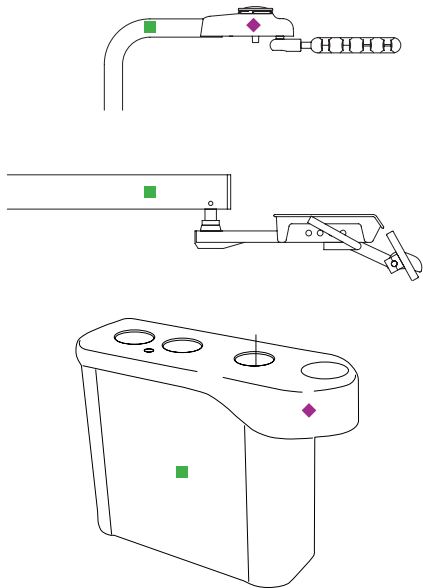
Powder coat paint with upgrade option to chrome/polished finish (PN 9000-998-CS, Step 9)



STEP

8

Plastic finish



UNIT IMAGES




Pivot & Fixed Chair Mount Packages
Pivot & Fixed Chair Mount Package Ordering Guide
Fusion Packages
Fusion Package Ordering Guide
Designer Friendly Colors & Surfaces
Chairs & Stools
Lights and Monitor Mounts
Rear Mount Side Delivery Systems
Ancillary Ordering & Options
Control Head Accessories
Simplified Cuspidors & Assistant's Instrumentation
Simplified Rear & Side Delivery Systems
Factory Options & Parts
General Information
Warranty
Sales Teams

DESIGN YOUR LED OPERATORY LIGHT



SURFACE FINISH OPTIONS

POWDER COAT PAINT 9 COLORS



[TABLE OF CONTENTS](#)

Pivot & Fixed Chair Mount Packages
Pivot & Fixed Chair Mount Package Ordering Guide
Fusion Packages
Fusion Package Ordering Guide
Designer Friendly Colors & Surfaces
Chairs & Stools
Lights and Monitor Mounts
Rear Mount Side Delivery Systems
Ancillary Ordering & Options
Control Head Accessories
Simplified Cuspidors & Assistant's Instrumentation
Simplified Rear & Side Delivery Systems
Factory Options & Parts
General Information
Warranty
Sales Teams

DESIGN YOUR LED OPERATORY LIGHT

STEP 12: OPERATORY LIGHT - Surface Treatments, 1 powder coat paint selection required

STEP
12

Powder Coat Paint:

- ☐ Forest Grey
- ☐ Shadow
- ☐ Arctic Silver
- ☐ Bronze
- ☐ Charcoal
- ☐ Copper
- ☐ Midnight
- ☐ Pewter
- ☐ White

Select Light Head Mounting Option - 1 light and mounting option required

	9083 Halogen			9078 LED			9073 LED			Total Price
	Part #	Retail Price	Qty	Part #	Retail Price	Qty	Part #	Retail Price	Qty	
Chair Mount	<input type="checkbox"/> 9083	\$2,790		<input type="checkbox"/> 9078	\$3,455		<input type="checkbox"/> 9073	\$3,955		
Ceiling Mount	<input type="checkbox"/> 9083-CL	\$3,600		<input type="checkbox"/> 9078-CL	\$4,720		<input type="checkbox"/> 9073-CL	\$5,220		
Wall Mount	<input type="checkbox"/> 9093W	\$4,260		<input type="checkbox"/> 9079W	\$5,530		<input type="checkbox"/> 9074W	\$6,030		
Cabinet Mount	<input type="checkbox"/> 9093C	\$4,260		<input type="checkbox"/> 9079C	\$5,530		<input type="checkbox"/> 9074C	\$6,030		
Track Mount	<input type="checkbox"/> 9083T	\$5,200		<input type="checkbox"/> 9078T	\$6,335		<input type="checkbox"/> 9073T	\$6,835		

STEP 13: OPERATORY LIGHT CONFIGURATION AND OPTIONS

Configure based on the light-mounting option selected above

STEP
13

Chair Mounted Light Options (Pivot, Sidebox, and Fixed)

Description	Part #	Retail Price	Qty	Total Price
<input type="checkbox"/> 20" Rigid Arm in Lieu of Standard 32" Arm	1110-227-CS	N/C		
Light Posts (Select 1)				
<input type="checkbox"/> Sidebox, 44" Post	1110-900	\$275		
<input type="checkbox"/> Sidebox w/Monitor Cord slot, 44"	1110-170	\$275		
<input type="checkbox"/> Pivot without chair adapter (adapter included with unit purchase)	1113-654	\$760		
<input type="checkbox"/> Pivot with 3800/3900 chair adapter (when chair-mounted unit not ordered)	1113-654-CA	\$1,510		
Monitor Mount Assemblies				
<input type="checkbox"/> Ring Post Mount Assembly (Must pair with either PN 1110-170 or 1110-045 above) This option allows you to have both a light and monitor mounted to your chair	1300RM	N/C		
<input type="checkbox"/> Top Post Mount Assembly (Must pair with one of the post options below) This option allows a monitor instead of a light on your chair	1300TPM	N/C		
<input type="checkbox"/> Sidebox: Monitor Post, Dual Slot, Fixed Sidebox Mount, 30"	1331-998	\$275		
<input type="checkbox"/> Pivot: Monitor in Lieu of Light Post, Pivot	1331-654	\$760		
<input type="checkbox"/> Pivot: Monitor in Lieu of Light Post, Pivot with Chair Adapter	1331-654-CA	\$1,510		

Ceiling Mounted Light Configuration (Select Mounting Height and Post Length)

- Mounting Height (Required) ☐ 8' ☐ 8'6" ☐ 9' ☐ 9'6" ☐ 10' ☐ 10'6" ☐ 11' ☐ Custom Height, Specify:
- Post Length (Required) ☐ 12" ☐ 18" ☐ 24" ☐ 30" ☐ 36" ☐ 42" ☐ 48" ☐ Custom Length (max 48"), Specify:

Cabinet and Wall Mounted Light Configuration and Options

Description	Part #	Retail Price	Qty	Total Price
Arm Height (Required): <input type="checkbox"/> Standard <input type="checkbox"/> Tall	N/A	N/A		
Specify Cabinet or Wall Mounting Height (write-in):	N/A	N/A		
<input type="checkbox"/> Horizontal Top Cabinet Mount in Lieu of Internal Mount	1110-881-CS	N/C		
<input type="checkbox"/> Vertical Exterior Cabinet Mount in Lieu of Internal Mount	1110-886-CS	N/C		

Track Mounted Light Configuration and Options

<input type="checkbox"/> Monitor Mount Assembly (specify monitor post length in next section)	1305T	\$2,960		
<input type="checkbox"/> S Video Cable, Pre-Installed	0014-282	\$65		
<input type="checkbox"/> RCA Cable, Pre-Installed	0014-283	\$65		

Select Track Mount Light Post Lengths

- Mounting Height (Required) ☐ 8' ☐ 8'6" ☐ 9' ☐ 9'6" ☐ 10' ☐ 10'6" ☐ 11' ☐ Custom Height, Specify:
- Light Post Length (Required) ☐ 7.25" ☐ 13.75" ☐ 19.75" ☐ 25.75" ☐ 31.75" ☐ 37.75" ☐ 43.75" ☐ Custom Length (max 43.75"), Specify:
- Monitor Post Length (Required if 1305T selected) ☐ 20.25" ☐ 26.25" ☐ 32.25" ☐ 38.25" ☐ 44.25" ☐ 50.25" ☐ 56.25" ☐ Custom Length (max 56.25"), Specify:

Pivot & Fixed
Chair Mount
Packages

Pivot & Fixed
Chair Mount
Package
Ordering Guide

Fusion
Packages

Fusion
Package
Ordering Guide

Designer
Friendly
Colors &
Surfaces

Chairs
& Stools

Lights and
Monitor Mounts

Rear Mount
Side Delivery
Systems

Ancillary
Ordering
& Options

Control Head
Accessories

Simplified
Cuspidors &
Assistant's
Instrumentation

Simplified
Rear & Side
Delivery
Systems

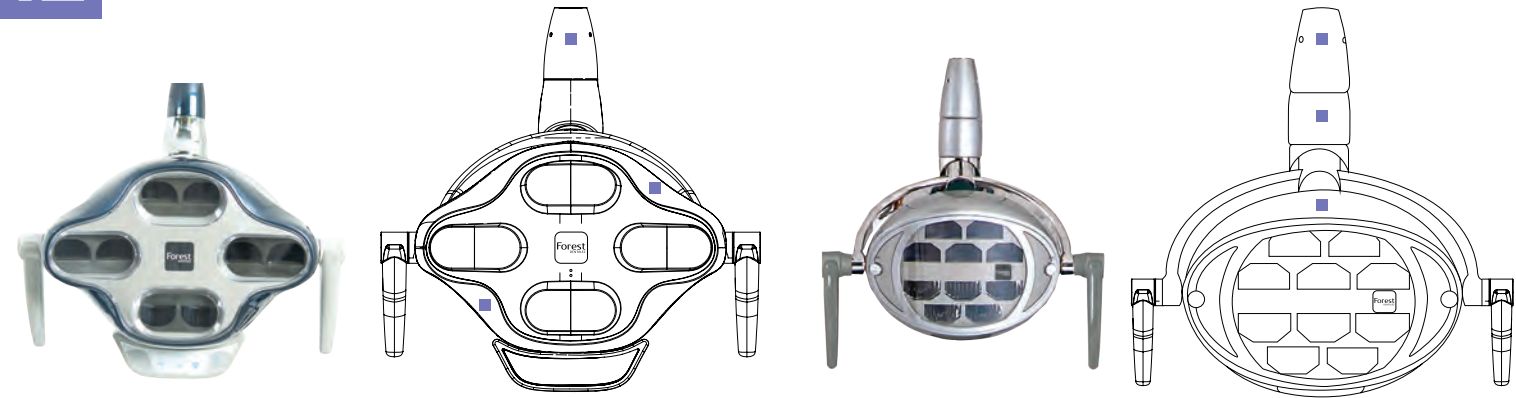
Factory
Options & Parts

General
Information

Warranty

Sales Teams

Powder coat paint



LIGHT IMAGES



- Pivot & Fixed Chair Mount Packages
- Pivot & Fixed Chair Mount Package Ordering Guide
- Fusion Packages
- Fusion Package Ordering Guide
- Designer Friendly Colors & Surfaces
- Chairs & Stools
- Lights and Monitor Mounts
- Rear Mount Side Delivery Systems
- Ancillary Ordering & Options
- Control Head Accessories
- Simplified Cuspidors & Assistant's Instrumentation
- Simplified Rear & Side Delivery Systems
- Factory Options & Parts
- General Information
- Warranty
- Sales Teams

THE FUSION PACKAGE

Forest

DENTALEZ



LUXURY MEETS AFFORDABILITY

The Fusion Package integrates thoughtful design with premium materials for years of beauty at an exceptional value.

Pivot & Fixed
Chair Mount
Packages

Pivot & Fixed
Chair Mount
Package
Ordering Guide

Fusion
Packages

Fusion
Package
Ordering Guide

Designer
Friendly
Colors &
Surfaces

Chairs
& Stools

Lights and
Monitor Mounts

Rear Mount
Side Delivery
Systems

Ancillary
Ordering
& Options

Control Head
Accessories

Simplified
Cuspidors &
Assistant's
Instrumentation

Simplified
Rear & Side
Delivery
Systems

Factory
Options & Parts

General
Information

Warranty

Sales Teams

Fusion Packages

Fusion, Pivot

Base Package



Popular Options



Dr's Economy Stool,
Naugahyde Upholstery

Part number: 6156V



Assistants Economy Stool,
Naugahyde Upholstery

Part number: 6157V



E- Torque Electric
Handpiece System

Part number:
STAR-ETORQUE



Assistants Instrumentation
Rear Pivot with Touchpad

Part number: 1296

Base Package As Shown

Description	Part Number	Retail Price
3800 Patient Chair, Pretubed	3800PT	\$7,770
Delivery System, w/Fusion, Pivot	4296PI	\$7,310
Assistants Instrumentation, Rear Pivot	1295	\$1,785
LED Operatory Light, 9078	9078	\$3,455
Light Post, Pivot	1113-654	\$760
Chair Control (select from unit-mounted, chair-mounted, or foot control)	3914-998-CS	N/C

Popular Options

Description	Part Number	Retail Price
Dr. Economy Stool, Naugahyde Upholstery	6156V	\$530
Assistants Economy Stool, Naugahyde Upholstery	6157V	\$710
E-Torque Electric HP System	STAR-ETORQUE	\$5,705
6-PIN Handpiece Illumination w/tubing	1700-019-CS	\$930
Quick Disconnect for Water	0016-454-CS	\$190
Quick Disconnect for Air	0016-456-CS	\$190
Routing Valve Kit	1115-315-CS	\$385
Additional HVE w/Dry Oral Cup	1400-113-CS	\$125
Ultraleather Upgrade	3807-999-UL	\$1,035
Assistants Instrumentation, Rear Pivot with Touchpad	1296	\$1,785

Equipment dimensions, see page 93

Shipping weight estimate:

Delivery Unit & Chair 445 lb / 203 kg

Base package 445 lb / 203 kg

As shown package 585 lb / 266 kg




c TÜV Rheinland us

Pivot & Fixed Chair Mount Packages
Pivot & Fixed Chair Mount Package Ordering Guide
Fusion Packages
Fusion Package Ordering Guide
Designer Friendly Colors & Surfaces
Chairs & Stools
Lights and Monitor Mounts
Rear Mount Side Delivery Systems
Ancillary Ordering & Options
Control Head Accessories
Simplified Cuspidors & Assistant's Instrumentation
Simplified Rear & Side Delivery Systems
Factory Options & Parts
General Information
Warranty
Sales Teams

Base Package




Popular Options




Dr's Economy Stool,
Naugahyde Upholstery

Part number: 6156V



Assistants Economy Stool,
Naugahyde Upholstery

Part number: 6157V



E- Torque Electric
Handpiece System

Part number:
STAR-ETORQUE

Base Package As Shown

Description	Part Number	Retail Price
3800 Patient Chair, Pretubed	3800PT	\$7,770
Delivery System, Sidebox w/Fusion	4485SI	\$9,475
Routing Valve	Included	N/A
Quick Disconnect for Water	Included	N/A
Quick Disconnect for Air	Included	N/A
Deluxe Cuspidor	1577	\$2,030
LED Operatory Light, 9078	9078	\$3,455
Light Post, Sidebox	1110-900	\$275
Chair Control (select from unit-mounted, chair-mounted, or foot control)	3914-998-CS	N/C

Popular Options

Description	Part Number	Retail Price
Dr. Economy Stool, Naugahyde Upholstery	6156V	\$530
Assistants Economy Stool, Naugahyde Upholstery	6157V	\$710
E-Torque Electric HP System	STAR-ETORQUE	\$5,705
Satelec SP	SATELEC-S	\$3,000
Satelec SP, LED lit	SATELEC-S-LED	\$3,750
6-PIN Handpiece Illumination w/tubing	1700-019-CS	\$930
Swivel Tray	1110-468	\$440
Additional Handpiece Position, Wet	1100-189-CS	\$540
Deluxe Cuspidor Remote Activation	1100-480-CS	\$345

Equipment dimensions, see page 94

Shipping weight estimate:

Delivery unit & chair	440 lb / 202 kg
Base package	440 lb / 202 kg
As shown package	561 lb / 255 kg



c us

Pivot & Fixed Chair Mount Packages
Pivot & Fixed Chair Mount Package Ordering Guide
Fusion Packages
Fusion Package Ordering Guide
Designer Friendly Colors & Surfaces
Chairs & Stools
Lights and Monitor Mounts
Rear Mount Side Delivery Systems
Ancillary Ordering & Options
Control Head Accessories
Simplified Cuspidors & Assistant's Instrumentation
Simplified Rear & Side Delivery Systems
Factory Options & Parts
General Information
Warranty
Sales Teams

Fusion Packages

Fusion, 2186BC Rear Delivery

Base Package



Popular Options



Dr's Economy Stool,
Naugahyde Upholstery
Part number: 6156V



Assistants Economy Stool,
Naugahyde Upholstery
Part number: 6157V

Base Package As Shown

Description	Part Number	Retail Price
3800 Patient Chair	3800	\$7,250
Delivery System, Beneath Counter Duo	2186BC	\$6,660
LED Operator Light, 9078	9078	\$3,455
Light Post, Pivot w/Chair Adapter	1113-654-CA	\$1,510
Chair Control (select from unit-mounted, chair-mounted, or foot control)	3914-998-CS	N/C

Popular Options

Description	Part Number	Retail Price
Dr. Economy Stool, Naugahyde Upholstery	6156V	\$530
Assistants Economy Stool, Naugahyde Upholstery	6157V	\$710
6-PIN Handpiece Illumination w/tubing	1700-019-CS	\$930
Quick Disconnect for Water	0016-454-CS	\$190
Quick Disconnect for Air	0016-456-CS	\$190
Routing Valve Kit	1115-315-CS	\$385
Additional HVE w/Dry Oral Cup	1400-113-CS	\$125
Ultraleather Upgrade	3807-999-UL	\$1,035
LED Operator Light, Ceiling Mounted	9078-CL	\$4,720
LED Operator Light, Wall Mounted	9079W	\$5,530
Deluxe Utility Center Housing and Cover	1115-007-G	\$305

Shipping weight estimate:
Delivery Unit & Chair 445 lb / 203 kg
Base package 445 lb / 203 kg
As shown package 585 lb / 266 kg



Pivot & Fixed Chair Mount Packages
Pivot & Fixed Chair Mount Package Ordering Guide
Fusion Packages
Fusion Package Ordering Guide
Designer Friendly Colors & Surfaces
Chairs & Stools
Lights and Monitor Mounts
Rear Mount Side Delivery Systems
Ancillary Ordering & Options
Control Head Accessories
Simplified Cuspidors & Assistant's Instrumentation
Simplified Rear & Side Delivery Systems
Factory Options & Parts
General Information
Warranty
Sales Teams


Forest

DENTALEZ


FUSION PACKAGE ORDERING GUIDE




NAUGAHYDE® UPHOLSTERY OPTIONS



Black



Cocoa



Deep
Sapphire



Saddle



Sand



Taupe

Pivot & Fixed
Chair Mount
Packages

Pivot & Fixed
Chair Mount
Package
Ordering Guide

Fusion
Packages

Fusion
Package
Ordering Guide

Designer
Friendly
Colors &
Surfaces

Chairs
& Stools

Lights and
Monitor Mounts

Rear Mount
Side Delivery
Systems

Ancillary
Ordering
& Options

Control Head
Accessories

Simplified
Cuspidors &
Assistant's
Instrumentation

Simplified
Rear & Side
Delivery
Systems

Factory
Options & Parts

General
Information

Warranty

Sales Teams

DESIGN YOUR FUSION OPERATORY CHAIR

STEP 1

STEP 1: SELECT YOUR CHAIR - Select 1 chair

Description	Part #	Retail Price	Qty.	Total Price	Comments, color
<input type="checkbox"/> 3800 Patient Chair, non-tubed	3800	\$7,250			Forest Grey w/Shadow baseplate only
<input type="checkbox"/> 3800 Patient Chair, pre-tubed	3800PT	\$7,770			Forest Grey w/Shadow baseplate only

STEP 2

STEP 2: SELECT YOUR UPHOLSTERY - Select 1 option and 1 upholstery color

<input type="checkbox"/> Standard Naugahyde® Upholstery, Seamless (Included)	N/A	N/C			<input type="checkbox"/> Black <input type="checkbox"/> Deep Sapphire <input type="checkbox"/> Sand	<input type="checkbox"/> Cocoa <input type="checkbox"/> Saddle <input type="checkbox"/> Taupe
<input type="checkbox"/> Upgrade to standard Ultraleather® color, Seamless	\$3807-999-UL	\$1,035			Standard Ultraleather Colors <input type="checkbox"/> Autumn Leaf <input type="checkbox"/> Boysenberry <input type="checkbox"/> Diplomat Blue <input type="checkbox"/> Dove Grey <input type="checkbox"/> Parrot <input type="checkbox"/> St. John <input type="checkbox"/> Baltic <input type="checkbox"/> Charcoal <input type="checkbox"/> Doe <input type="checkbox"/> Papyrus <input type="checkbox"/> Raven Wing <input type="checkbox"/> Stone	
<input type="checkbox"/> Upgrade, special color Ultraleather, Seamless	3807-999-UP-UL-SP	\$1,390			Standard Pearlized Ultraleather Colors <input type="checkbox"/> Midnight <input type="checkbox"/> Oz <input type="checkbox"/> Tin Man <input type="checkbox"/> Pewter <input type="checkbox"/> Pharaoh	
<input type="checkbox"/> Upgrade, special color Ultraleather, Seamless	3807-999-UP-UL-SP	\$1,390			Specify Color:	

STEP 3

STEP 3: ADDITIONAL UPHOLSTERY OPTIONS - Select at least 1 of the below options

Description	Part #	Retail Price	Qty.	Total Price	Comments, color
<input type="checkbox"/> No Additional Options	N/A				
<input type="checkbox"/> Neck Pillow (only available in Ultraleather)	3907-318	\$160			Color:
<input type="checkbox"/> Knee Pillow (only available in Ultraleather)	3907-317	\$490			Color (inner if dual color):
<input type="checkbox"/> Dual Color Upholstery, Knee Pillow	3907-317-DC	\$110			Outer Color:
<input type="checkbox"/> Contrast Stitch Upholstery, Knee Pillow	3907-317-DS	\$110			Thread Color:
<input type="checkbox"/> Pedo Booster Seat (only available in Ultraleather)	3907-180	\$460			Color:

STEP 4

STEP 4: UTILITY CENTER OPTIONS

Description	Part #	Retail Price	Qty.	Total Price	Comments, color
<input type="checkbox"/> No Utility Center*	N/A	N/C			Select this option if you are buying a chair-mounted delivery unit
<input type="checkbox"/> Deluxe Utility Center Housing & Cover, Rear Umbilical Access, Forest Grey	1115-007-G	\$305			
<input type="checkbox"/> Deluxe Utility Center Housing & Cover, Right Umbilical Access, Forest Grey	1115-009-G	\$305			

*If you are ordering a chair-mounted delivery unit then select "No Utility Center" because one will be included with your delivery unit

STEP 5

STEP 5: CHAIR CONTROL LOCATION - Select at least 1 chair control

Maximum of 1 control can be mounted to the delivery unit, maximum of 2 on the chair (left and right), 4 total maximum number of controls per operatory					
<input type="checkbox"/> First Chair Control (Required) First control included with chair purchase	3914-998-CS	N/C			<input type="checkbox"/> Delivery Unit <input type="checkbox"/> Chair, right side <input type="checkbox"/> Footswitch <input type="checkbox"/> Chair, left side
<input type="checkbox"/> Second Chair Control (Optional)	3914-999-CS	\$650			<input type="checkbox"/> Delivery Unit <input type="checkbox"/> Chair, right side <input type="checkbox"/> Footswitch <input type="checkbox"/> Chair, left side

Pivot & Fixed
Chair Mount
Packages

Pivot & Fixed
Chair Mount
Package
Ordering Guide

Fusion
Packages

Fusion
Package
Ordering Guide

Designer
Friendly
Colors &
Surfaces

Chairs
& Stools

Lights and
Monitor Mounts

Rear Mount
Side Delivery
Systems

Ancillary
Ordering
& Options

Control Head
Accessories

Simplified
Cuspidors &
Assistant's
Instrumentation

Simplified
Rear & Side
Delivery
Systems

Factory
Options & Parts

General
Information

Warranty

Sales Teams

DESIGN YOUR FUSION OPERATORY DELIVERY UNIT

STEP 6

STEP 6: SELECT YOUR DELIVERY SYSTEM - Select 1 delivery system

Description	Part #	Retail Price	Qty.	Total Price	Comments
<input type="checkbox"/> Fusion Delivery Head, Pivot Chair Mount	4296PI	\$7,310			Forest Grey paint & plastics only
<input type="checkbox"/> Fusion Delivery Head, Fixed Chair Mount with Sidebox	4295SI	\$8,830			Forest Grey paint & plastics only

STEP 7

STEP 7: CONFIGURE YOUR DELIVERY SYSTEM

Note: Please refer to ancillary and options graph in the catalog to determine number of ancillaries and options possible

Description	Part #	Retail Price	Qty.	Total Price	0	1	2	3	4	5	6
<input type="checkbox"/> Air/Water Syringe (included standard)		N/C									
<input type="checkbox"/> 4-hole handpiece tubing (included standard)		N/C									
<input type="checkbox"/> 5-hole system (1 tubing included, system accomodates a 2nd tubing)	1700-021-CS	\$930									
<input type="checkbox"/> - Second 5-hole tubing	0017-615-CS	\$360									
<input type="checkbox"/> 6-pin system (1 tubing included, system accomodates a 2nd tubing)	1700-019-CS	\$930									
<input type="checkbox"/> - Second 6-pin tubing	0017-603-CS	\$255									
<input type="checkbox"/> Star® ETorque Electric System, Factory Installed*	STAR-ETORQUE	\$5,705									
<input type="checkbox"/> Star Blis-sonic™ SW Scaler (with 4 line swivel)*	STAR-BLIS-SW	\$1,540									
<input type="checkbox"/> Star Blis-sonic K Scaler (with fixed back-end)*	STAR-BLIS-K	\$1,595									
<input type="checkbox"/> Satelec SP Scaler*	SATELEC-S	\$3,000									
<input type="checkbox"/> Satelec SP LED Scaler*	SATELEC-S-LED	\$3,750									
<input type="checkbox"/> Cavitron Scaler*	CAVITRON	\$5,270									
<input type="checkbox"/> Additional Handpiece Position, Wet	1100-189-CS	\$540									
<input type="checkbox"/> Additional Handpiece Position, Air Drive Only	1100-190-CS	\$270									
<input type="checkbox"/> Assistant's hygiene instrumentation, control head-mounted Select 1 position for the SE and 1 position for the HVE	1408-CS	\$485			SE						
					HVE						
<input type="checkbox"/> Star Handpiece Bundle (Write-in PN and price)											
<input type="checkbox"/> Quick Disconnect w/Flow Control, 1/4" (for water)	0016-454-CS	\$190			Included with 4295SI						
<input type="checkbox"/> Quick Disconnect w/Flow Control, 3/8" (for air)	0016-456-CS	\$190			Included with 4295SI						
<input type="checkbox"/> Swivel Tray	1110-468	\$440									
<input type="checkbox"/> Less sidebox telescoping assistant's instrumentation	1400-000-CS	-\$350			4295SI only						
<input type="checkbox"/> Chrome Accents	9000-998-CS	\$180									
<input type="checkbox"/> Additional Umbilical, Per Foot (max of 9 feet)	1115-999-CS	\$45									
<input type="checkbox"/> Routing Valve Kit w/Water shutoff & Regulator, Factory inst.	1115-315-CS	\$385			Included with 4295SI						
<input type="checkbox"/> Routing Valve Kit for Cuspidor, Factory Installed	1115-316-CS	\$185									

*Ancillaries utilize an existing handpiece position

STEP 8

STEP 8: ASSISTANT'S INSTRUMENTATION AND CUSPIDORS - Must select 1 option for order to be valid

<input type="checkbox"/> No Assistant's Instrumentation or Cuspidor*	N/A	N/C			
<input type="checkbox"/> Rear Pivot Instrumentation, Quad Holder Bar	1295	\$1,785			Not available with 4295SI
<input type="checkbox"/> Rear Pivot Instrumentation with Integrated Touchpad	1296	\$1,785			Not available with 4295SI
<input type="checkbox"/> Rear Pivot Instrumentation with Deluxe Cuspidor	1592	\$4,000			Not available with 4295SI
<input type="checkbox"/> Deluxe Cuspidor only, Rear Pivot	1582	\$3,515			Not available with 4295SI
<input type="checkbox"/> Basic Cuspidor, Sidebox Mounted	1679	\$1,220			Only available with 4295SI
<input type="checkbox"/> Deluxe Cuspidor, Sidebox Mounted	1577	\$2,030			Only available with 4295SI

*Sidebox mounted telescoping assistant's instrumentation included standard with 4295SI

STEP 9

STEP 9: ASSISTANT'S INSTRUMENTATION AND CUSPIDOR OPTIONS

<input type="checkbox"/> Quick Disconnect w/Flow Control, 1/4" (For 1095 instrumentation)	0016-455-CS	\$190			Specify One <input type="checkbox"/> Air <input type="checkbox"/> Water
<input type="checkbox"/> Additional Autoclavable HVE with 5' Tubing & Dry Oral Cup	1400-113-CS	\$125			
<input type="checkbox"/> Hands-Free HVE Holder with HVE and 5' Tubing	1400-279-STG	\$470			
<input type="checkbox"/> Self-Contained Clean Water System w/Quick Disconnect, 1.5L bottle (For 1095 Instrumentation only)	1700-319	\$360			
<input type="checkbox"/> Tray Assembly (For 1095 Instrumentation only)	1110-680	\$730			
<input type="checkbox"/> Deluxe Cuspidor Unit-Mounted Activation (For 1577, 1582, 1592)	1100-480-CS	\$345			
<input type="checkbox"/> Chair Control Touchpad - Mounted to 1095 Instrumentation	1700-088-CS	\$650			

Pivot & Fixed
Chair Mount
Packages

Pivot & Fixed
Chair Mount
Package
Ordering Guide

Fusion
Packages

Fusion
Package
Ordering Guide

Designer
Friendly
Colors &
Surfaces

Chairs
& Stools

Lights and
Monitor Mounts

Rear Mount
Side Delivery
Systems

Ancillary
Ordering
& Options

Control Head
Accessories

Simplified
Cuspidors &
Assistant's
Instrumentation

Simplified
Rear & Side
Delivery
Systems

Factory
Options & Parts

General
Information

Warranty

Sales Teams

DESIGN YOUR OPERATORY LIGHT SELECTION

STEP 10: OPERATORY LIGHT

STEP
10

Select Light Head Mounting Option - 1 light and mounting option required

	9083 Halogen			9078 LED			Total Price
	Part #	Retail Price	Qty	Part #	Retail Price	Qty	
Lights with Fusion packages come in Forest Grey Only							
Chair Mount	<input type="checkbox"/> 9083	\$2,790		<input type="checkbox"/> 9078	\$3,455		
Ceiling Mount	<input type="checkbox"/> 9083-C	\$3,600		<input type="checkbox"/> 9078-C	\$4,720		
Wall Mount	<input type="checkbox"/> 9093W	\$4,260		<input type="checkbox"/> 9079W	\$5,530		
Cabinet Mount	<input type="checkbox"/> 9093C	\$4,260		<input type="checkbox"/> 9079C	\$5,530		
Track Mount	<input type="checkbox"/> 9083T	\$5,200		<input type="checkbox"/> 9078T	\$6,335		

STEP 11: OPERATORY LIGHT CONFIGURATION AND OPTIONS

STEP
11

Chair Mounted Light Options (Pivot, Sidebox, and Fixed)

Description

Part #

Retail Price

Qty

Total Price

☐ 20" Rigid Arm in Lieu of Standard 32" Arm

1110-227-CS

N/C

Light Posts (Select 1)

☐ Sidebox, 44" Post

1110-900

\$275

☐ Sidebox w/Monitor Cord slot, 44"

1110-170

\$275

☐ Pivot without chair adapter (adapter included with unit purchase)

1113-654

\$760

☐ Pivot with 3800/3900 chair adapter (when chair-mounted unit not ordered)

1113-654-CA

\$1,510

Monitor Mount Assemblies

☐ Ring Post Mount Assembly (Must pair with either PN 1110-170 or 1110-045 above)
This option allows you to have both a light and monitor mounted to your chair

1300RM

N/C

☐ Top Post Mount Assembly (Must pair with one of the post options below)
This option allows a monitor instead of a light on your chair

1300TPM

N/C

☐ Sidebox: Monitor Post, Dual Slot, Fixed Sidebox Mount, 30"

1331-998

\$275

☐ Pivot: Monitor in Lieu of Light Post, Pivot

1331-654

\$760

☐ Pivot: Monitor in Lieu of Light Post, Pivot with Chair Adapter

1331-654-CA

\$1,510

Ceiling Mounted Light Configuration (Select Mounting Height and Post Length)

Mounting Height (Required)

☐ 8'

☐ 8'6"

☐ 9'

☐ 9'6"

☐ 10'

☐ 10'6"

☐ 11'

☐ Custom Height, Specify:

Post Length (Required)

☐ 12"

☐ 18"

☐ 24"

☐ 30"

☐ 36"

☐ 42"

☐ 48"

☐ Custom Length (max 48"), Specify:

Cabinet and Wall Mounted Light Configuration and Options

Description

Part #

Retail Price

Qty

Total Price

Arm Height (Required):

☐ Standard

☐ Tall

N/A

N/A

Specify Cabinet or Wall Mounting Height (write-in):

N/A

N/A

☐ Horizontal Top Cabinet Mount in Lieu of Internal Mount

1110-881-CS

N/C

☐ Vertical Exterior Cabinet Mount in Lieu of Internal Mount

1110-886-CS

N/C

Track Mounted Light Configuration and Options

☐ Monitor Mount Assembly (specify monitor post length in next section)

1305T

\$2,960

☐ S Video Cable, Pre-Installed

0014-282

\$65

☐ RCA Cable, Pre-Installed

0014-283

\$65

Select Track Mount Light Post Lengths

Mounting Height (Required)

☐ 8'

☐ 8'6"

☐ 9'

☐ 9'6"

☐ 10'

☐ 10'6"

☐ 11'

☐ Custom Height, Specify:

Light Post Length (Required)

☐ 8.25"

☐ 14.25"

☐ 20.25"

☐ 26.25"

☐ 32.25"

☐ 38.25"

☐ 44.25"

☐ Custom Length (max 44.25"), Specify:

Monitor Post Length
(Required if 1305T selected)

☐ 20.25"

☐ 26.25"

☐ 32.25"

☐ 38.25"

☐ 44.25"

☐ 50.25"

☐ 56.25"

☐ Custom Length (max 56.25"), Specify:

Pivot & Fixed
Chair Mount
Packages

Pivot & Fixed
Chair Mount
Package
Ordering Guide

Fusion
Packages

Fusion
Package
Ordering Guide

Designer
Friendly
Colors &
Surfaces

Chairs
& Stools

Lights and
Monitor Mounts

Rear Mount
Side Delivery
Systems

Ancillary
Ordering
& Options

Control Head
Accessories

Simplified
Cuspidors &
Assistant's
Instrumentation

Simplified
Rear & Side
Delivery
Systems

Factory
Options & Parts

General
Information

Warranty

Sales Teams

Surface Treatments

Forest is the only dental equipment with a WOW factor. It really is a kick watching a dentist react to Forest equipment when they first see it. A common reaction is “wow, that is beautiful.”

Carbon Fiber

- Control Heads
- Standard IC - Chassis
 - Euro - Lid

- Sidebox - Cover
- Basic Cuspidor - Cover
- Assistant’s Instrumentation
- 1095 - Arm Cover

Powder Coat Paint

Dentists and interior designers love being able to put something other than white into their beautiful patient friendly decors.

- Control Heads
- Standard IC - Lid, Brake Handles and Holder Bar
 - Euro - Chassis, Whip Arms, Brake Handles and Swivel Tray
 - 7000 Series Rear Mount, Side Delivery and Mobile Cart
 - 7020 PRO Series Rear Mount, Side Delivery and Mobile Cart

- Sidebox - Housing
- Basic Cuspidor - Housing and Holder Bar
- Assistant’s Instrumentation
- 1095 - Arm
 - 1096 - Arm and Integrated Holder

Ultraleather® (standard)

Once you see a Forest chair, delivery system and light package with color coordinated paint and upholstery in a well designed treatment room, you wonder why it’s taken so long for a manufacturer to offer dental equipment with a full range of surface treatments.

- 3900 Chair
- Plush Upholstery
 - Seamless Upholstery
 - Knee Pillow, Neck Pillow and Pedo Booster Seat
 - Deluxe and Economy Stools

Solid Surface (standard)

- Control Heads
- 7010 Series Rear Mount Side Delivery and Mobile Cart
 - 7020 PRO Series Rear Mount Side Delivery and Mobile Cart
 - 3486 Rear Mount Side Delivery and Mobile Cart
 - 2184BC/2186BC Rear and Side Delivery

Laminate (optional)

- Control Heads
- 3486 Rear Mount Side Delivery
 - 2184BC/2186BC Rear and Side Delivery
 - 7010 Series Rear Mount Side Delivery and Mobile Cart

Pivot & Fixed Chair Mount Packages
Pivot & Fixed Chair Mount Package Ordering Guide
Fusion Packages
Fusion Package Ordering Guide
Designer Friendly Colors & Surfaces
Chairs & Stools
Lights and Monitor Mounts
Rear Mount Side Delivery Systems
Ancillary Ordering & Options
Control Head Accessories
Simplified Cuspidors & Assistant’s Instrumentation
Simplified Rear & Side Delivery Systems
Factory Options & Parts
General Information
Warranty
Sales Teams

Pivot & Fixed Chair Mount Packages

Pivot & Fixed Chair Mount Package Ordering Guide

Fusion Packages

Fusion Package Ordering Guide

Designer Friendly Colors & Surfaces

Chairs & Stools

Lights and Monitor Mounts

Rear Mount Side Delivery Systems

Ancillary Ordering & Options

Control Head Accessories

Simplified Cuspidors & Assistant's Instrumentation

Simplified Rear & Side Delivery Systems

Factory Options & Parts







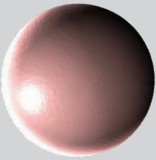








General Information

Warranty


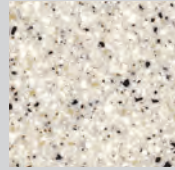








Sales Teams

POWDER COAT PAINT (9)

CARBON FIBER (3) FORMICA® (4)


 <p>ARCTIC SILVER Powdercoat Paint</p>	 <p>FOREST GREY Powdercoat Paint</p>	 <p>CHARCOAL Powdercoat Paint</p>	 <p>GREYWOOD Carbon Fiber</p>	 <p>LASER LEATHER Carbon Fiber</p>	 <p>LEMANS Carbon Fiber</p>
 <p>COPPER Powdercoat Paint</p>	 <p>BRONZE Powdercoat Paint</p>	 <p>MIDNIGHT Powdercoat Paint</p>	 <p>FOLKSTONE Formica®</p>	 <p>OYSTER GREY Formica®</p>	 <p>SURF Formica®</p>
 <p>PEWTER Powdercoat Paint</p>	 <p>SHADOW Powdercoat Paint</p>	 <p>WHITE Powdercoat Paint</p>	 <p>WHITE BLANC Formica®</p>		

SOLID SURFACES (11)

 <p>ANTARCTICA Corian®</p>	 <p>ARCTIC MELANGE Wilsonart®</p>	 <p>BAJA MELANGE Wilsonart®</p>	 <p>CINDER GRANITE Meganite®</p>	 <p>GOLDRUSH GEMSTONE Meganite®</p>	 <p>MOONSTONE Meganite®</p>
 <p>PLATINUM GRANITE Meganite®</p>	 <p>ROCKY ROAD GRANITE Meganite®</p>	 <p>SILVER MIST Meganite®</p>	 <p>STARRY STARRY NIGHT Meganite®</p>		

NAUGAHYDE®* (6)

*For The Fusion Packages only. Pages 22-29



ULTRALEATHER®* (12 CLASSIC) (5 PEARLIZED)

*Pearlized



CUSTOMIZE YOUR TREATMENT ROOMS WITH DENTALEZ

Powder coat paint your drawer and door pulls, grab handles, trash receptacles, or other metal surfaces in your treatment room to match your delivery system paint color

Source custom powder coat paint colors to match your provided sample

Special order any UltraLeather® upholstery color shown on the Ultrafabrics® website (from original or pearlized palette)

Pivot & Fixed
Chair Mount
Packages

Pivot & Fixed
Chair Mount
Package
Ordering Guide

Fusion
Packages

Fusion
Package
Ordering Guide

Designer
Friendly
Colors &
Surfaces

Chairs
& Stools

Lights and
Monitor Mounts

Rear Mount
Side Delivery
Systems

Ancillary
Ordering
& Options

Control Head
Accessories

Simplified
Cuspidors &
Assistant's
Instrumentation

Simplified
Rear & Side
Delivery
Systems

Factory
Options & Parts

General
Information

Warranty

Sales Teams

Forest

CHAIRS AND STOOLS



- Pivot & Fixed Chair Mount Packages
- Pivot & Fixed Chair Mount Package Ordering Guide
- Fusion Packages
- Fusion Package Ordering Guide
- Designer Friendly Colors & Surfaces
- Chairs & Stools**
- Lights and Monitor Mounts
- Rear Mount Side Delivery Systems
- Ancillary Ordering & Options
- Control Head Accessories
- Simplified Cuspidors & Assistant's Instrumentation
- Simplified Rear & Side Delivery Systems
- Factory Options & Parts
- General Information
- Warranty
- Sales Teams



3800 CHAIR

- Material: hydraulic cantilever mechanism
- Benefit: smooth and steady heavy lifting
- Material: cast aluminum chair back, base, armrest and headrest
- Benefit: strong, impervious to fading or cracking
- Material: flip down armrests
- Benefit: easy patient entry and exit
- Material: optional soft-touch back massage with integrated compressor
- Benefit: saves central compressor capacity for delivery systems

3900 CHAIR

- Material: cast aluminum chair back, chair base and utility center base
- Benefit: strong, impervious to fading or cracking
- Material: pressure-formed plastic chair and utility center covers
- Benefit: warp, impact and stain resistant
- Material: aluminum hydraulic manifold and speed adjustment screws
- Benefit: independent speed adjustment of base and back both up and down
- Material: optional soft-touch back massage with integrated compressor
- Benefit: saves central compressor capacity for delivery systems
- Material: Ultraleather® upholstery standard
- Benefit: withstands heavy use and cleaning, with glove-soft leather feel
- Material: Forest Grey or Shadow powder coat standard on 3900 chair
- Benefit: complements treatment room interior design color palette

Pivot & Fixed Chair Mount Packages
Pivot & Fixed Chair Mount Package Ordering Guide
Fusion Packages
Fusion Package Ordering Guide
Designer Friendly Colors & Surfaces
Chairs & Stools
Lights and Monitor Mounts
Rear Mount Side Delivery Systems
Ancillary Ordering & Options
Control Head Accessories
Simplified Cuspidors & Assistant's Instrumentation
Simplified Rear & Side Delivery Systems
Factory Options & Parts
General Information
Warranty
Sales Teams

3900 Hydraulic Patient Chair

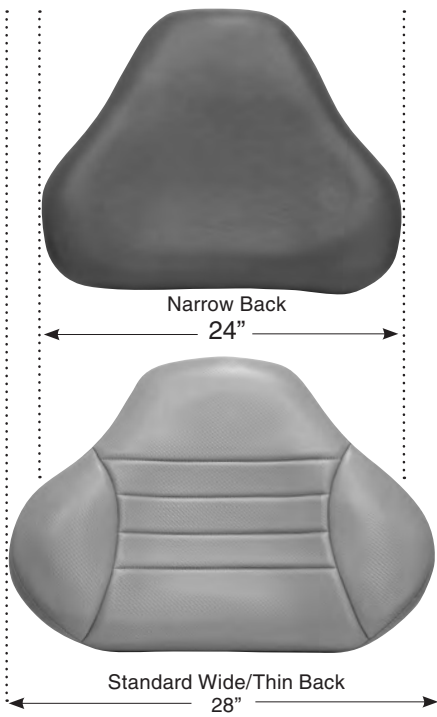


Plush

Model 3900
Part Number 3900
Retail Price \$9,490



Seamless



Standard Features

Hydraulic Chair 3900

Ultraleather® upholstery with wide/thin back for elbow support
Plastic toe guard 21"
Double articulating pinch-style headrest
Thin back w/full lumbar support
Right/left patient access
Swing-down locking armrests
Hydraulic cantilever mechanism
Emergency shut-off
30 degree base rotation w/lock
Multifunction touchpad w/4 programmable preset positions
Seat height: minimum 17" maximum 29"

Factory Options

CHAIR (Forest Grey or Shadow)
CHAIR Designer Friendly®
CHAIR PRO Designer Friendly Includes: Plush dual color and deviated/ contrast stitching upholstery, massage, contoured utility center housing and cover, knee pillow and neck pillow
CHAIR PRO Designer Friendly less utility center housing and cover
One chair control included (specify type below)
☐ Footswitch control
☐ Touchpad, chair-mounted
! Additional chair control (limit 2 on chair, limit 1 on unit)
☐ Footswitch control
☐ Touchpad, chair-mounted
Chair adapter, fixed (for external umbilical)
Contoured utility center housing & cover
Contoured utility center housing & cover Designer Friendly

Part No	Retail	Price
3900	\$9,490	_____
3900C	\$11,090	_____
3900C-PRO	\$13,125	_____
3900C-PRO-LUC	\$12,450	_____
3914-998-CS*	N/C	_____
3914-999-CS	\$650	_____
1115-195	\$565	_____
3900-101	\$555	_____
3900-101-C	\$675	_____
! UPHOLSTERY SELECTIONS:		
Pedo booster seat (see page 33)	3907-180	\$460 _____
Knee pillow (see page 33)	3907-317	\$490 _____
Neck pillow (see page 33)	3907-318	\$160 _____
Soft-touch back massage option (not available with Memory Comfort)	3900-100	\$710 _____
Plastic toe guard 29" in lieu of 21"	3907-028-CS	\$35 _____
! LIGHT POSTS (for unit mount lights/post mount monitor assemblies see pages 42)		
Fixed (chair adaptor sold separately)		
44" light post without slot, chair mount	1110-794	\$275 _____
44" light post with slot for monitor cord	1110-050	\$275 _____
Pivot (includes pivot cast chair adaptor, bushing, bearing kit - mounts on Forest chairs only)	1113-654-CA	\$1,510 _____
Pivot monitor post, (includes pivot cast chair adaptor, bushing, bearing kit - mounts on Forest chairs only) (monitor mount assembly not included)	1331-654-CA	\$1,510 _____
Monitor mount assembly, top post mount (see page 43)	1300TPM	\$1,260 _____
Monitor mount assembly, ring mount (see page 43)	1300RM	\$1,260 _____
	TOTAL	_____

! Designer Friendly® Surface Treatments

STEP 1 SELECT STANDARD POWDER COAT PAINT (CHAIR):

☐ Forest Grey ☐ Shadow

UPGRADE: Chair Base/Back Powder Coat Paint (+ \$ 1,600):

UPGRADE: PRO Chair (+ \$ 2,960)

(Less Utility Center Housing and Cover)

☐ Arctic Silver ☐ Bronze ☐ Charcoal
☐ Copper ☐ Midnight ☐ Pewter
☐ White

STEP 2 SELECT ULTRALEATHER® UPHOLSTERY COLOR CHOICES FOR CHAIR AND DELUXE /ECONOMY STOOLS:

☐ Autumn Leaf ☐ Baltic ☐ Charcoal
☐ Diplomat Blue ☐ Doe ☐ Dove Grey
☐ Boysenberry ☐ Papyrus ☐ Parrot
☐ Raven Wing ☐ Stone ☐ St. John

Pearlized Colors: ☐ Midnight ☐ Pewter ☐ Oz
☐ Pharaoh ☐ Tin Man

Δ OR SELECT Special Color Ultraleather (Call for leadtime)

☐ Chair 3907-999-SP + \$ 370

! Often overlooked
Δ Lead time varies

Pivot & Fixed Chair Mount Packages
Pivot & Fixed Chair Mount Package Ordering Guide
Fusion Packages
Fusion Package Ordering Guide
Designer Friendly Colors & Surfaces
Chairs & Stools
Lights and Monitor Mounts
Rear Mount Side Delivery Systems
Ancillary Ordering & Options
Control Head Accessories
Simplified Cuspidors & Assistant's Instrumentation
Simplified Rear & Side Delivery Systems
Factory Options & Parts
General Information
Warranty
Sales Teams

3900 Chair Upholstery Options



Memory Comfort



Narrow Back or Narrow Back with Slings

Standard Features

Memory Comfort Upholstery

Designed for all day/ultra-long procedures or greater general patient comfort
3 layers of foam topped with 1.5 inches of memory foam for extra comfort
Side-bolsters on seat cushion support legs
Memory foam headrest

Narrow Back

Perfect for Pediatric or Orthodontic dentistry
Unrestricted patient access

Narrow Back with Slings

Same as above, with additional features:
Slings provide alternative for additional patient elbow support
Slings create a barrier between patient and practitioner

Factory Options

UPHOLSTERY SELECTIONS:

Plush selections:

- Standard back, wide/thin
- Narrow back
- Narrow back with slings

Plush additional options:

- Contrast/deviated stitching
- Dual color

Dual color with contrast/deviated stitching

Call customer service for information (1.800.423.3555)

Massage option

Seamless selections:

- Standard back, wide/thin
- Narrow Back
- Narrow Back with Slings

Seamless additional options:

Massage option

Memory comfort selections:

- Wide/thin
- Dual color

Part No

Retail

Price

3907-PL-WB	N/C	
3907-PL-NB	N/C	
3907-PL-NS	\$535	
3907-999-DS	\$370	
3907-999-DC	\$370	
3900-100	\$710	
3907-AS-WB	N/C	
3907-AS-NB	N/C	
3907-AS-NS	\$530	
3900-100	\$710	
3907-MC-WB	\$1,050	
3907-MC-DC	\$1,420	
	TOTAL	

ETL CLASSIFIED



Intertek
4010684

3900 Chair Equipment dimensions, see page 95

Shipping weight estimate:

335 lb / 152 kg

Pivot & Fixed Chair Mount Packages
Pivot & Fixed Chair Mount Package Ordering Guide
Fusion Packages
Fusion Package Ordering Guide
Designer Friendly Colors & Surfaces
Chairs & Stools
Lights and Monitor Mounts
Rear Mount Side Delivery Systems
Ancillary Ordering & Options
Control Head Accessories
Simplified Cuspidors & Assistant's Instrumentation
Simplified Rear & Side Delivery Systems
Factory Options & Parts
General Information
Warranty
Sales Teams

3800 Hydraulic Patient Chair

Model 3800

Part Number 3800
Retail Price \$7,250



Standard Features

Hydraulic Chair 3800

Naugahyde® upholstery
w/wide back for elbow support
Plastic toe guard 21"
Double articulating pinch-style headrest
Right/left patient access
Swing-down locking armrests
Hydraulic cantilever mechanism
Aluminum casting chair back, base,
armrest and headrest
Emergency shut-off
30-degree swivel rotation w/lock

Factory Options

CHAIR (pre-tubed)
CHAIR (non-tubed)
One chair control included (specify type below)
☐ Footswitch control
☐ Touchpad, chair-mounted
! Additional chair control (limit 2 on chair, limit 1 on unit)
☐ Footswitch control
☐ Touchpad, chair-mounted
Chair adapter, fixed (for external umbilical)
Deluxe utility center housing and cover,
rear umbilical access
Deluxe utility center housing and cover,
right umbilical access

Part No Retail Price

UPHOLSTERY SELECTIONS (only available in ultraleather):
Pedo booster seat (see page 33)
Knee pillow (see page 33)
Neck pillow (see page 33)
! **LIGHT POSTS** (for unit mount lights/post mount monitor assemblies see pages 40)
Fixed (chair adaptor sold separately)
44" light post without slot, chair mount
44" light post with slot for monitor cord
Pivot (includes pivot cast chair adaptor, bushing,
bearing kit - mounts on Forest chairs only)
Pivot monitor post, (includes pivot cast chair adaptor,
bushing, bearing kit - mounts on Forest chairs only)
(monitor mount assembly not included)
Monitor mount assembly, top post mount (see page 43)
Monitor mount assembly, ring mount (see page 43)

! Often overlooked
Δ Lead time varies

\$7,770	_____
\$7,250	_____
\$N/C	_____
\$650	_____
\$565	_____
\$305	_____
\$305	_____
\$460	_____
\$490	_____
\$160	_____
\$275	_____
\$275	_____
\$1,510	_____
\$1,510	_____
\$1,260	_____
\$1,260	_____
TOTAL	_____

Designer Friendly® Surface Treatments

STEP 1 SELECT STANDARD POWDER COAT PAINT (CHAIR):

☐ Forest Grey

STEP 2 SELECT NAUGAHYDE® UPHOLSTERY COLOR
FOR YOUR CHAIR:

☐ Black ☐ Cocoa ☐ Deep Sapphire
☐ Saddle ☐ Sand ☐ Taupe

UPGRADE: Standard Ultraleather® upholstery (select from
Forest standard options) 3807-999-UL + \$ 1,035
Δ **OR SELECT** Special Color upholstery (Call for leadtime)
Ultraleather 3807-999-UL-SP + \$ 1,390
Naugahyde 3807-999-SP + \$ 1,390



3800 Chair Equipment dimensions, see page 94
305 lb / 152 kg

Pivot & Fixed Chair Mount Packages
Pivot & Fixed Chair Mount Package Ordering Guide
Fusion Packages
Fusion Package Ordering Guide
Designer Friendly Colors & Surfaces
Chairs & Stools
Lights and Monitor Mounts
Rear Mount Side Delivery Systems
Ancillary Ordering & Options
Control Head Accessories
Simplified Cuspidors & Assistant's Instrumentation
Simplified Rear & Side Delivery Systems
Factory Options & Parts
General Information
Warranty
Sales Teams

Chairs and Stools

Chair Accessories

Neck Pillow



	3907-318	\$160	_____
Provides ergonomic support for patients with neck discomfort and/or during long procedures.			
Neck support offers patients a comfortable relaxed experience.			
Specify Ultraleather® upholstery color			

Knee Pillow



	3907-317	\$490	_____
Knee support ideal for patients with joint discomfort and/or long procedures.			
Zero gravity posture, eliminates pressure on knees.			
Specify Ultraleather upholstery color			
3900 dual color upholstery option (upcharge)	3907-317-DC	\$110	_____
3900 contrast/deviated stitching option (upcharge)	3907-317-DS	\$110	_____

Pedo Booster Seat (to accommodate smaller patients)



	3907-180	\$460	_____
A cushion that takes the lumbar out of the chair, essentially turning it into a bed, ideal for children.			
Specify Ultraleather upholstery color			

3900/3800 Chair Control, Footswitch

Additional Chair Control, Footswitch



Factory installed	3914-998-CS	N/C	
Factory installed	3914-999-CS	\$650	_____
After Market	3914-010-SH	\$650	_____
4 programmable preset positions			

3900/3800 Remote Mount Touchpad with 25' Cable



FIXED HORIZONTAL MOUNT			
White	1700-079	\$820	_____
Forest Grey	1700-079-G	\$820	_____
Designer Friendly® (specify color)	1700-079-C	\$820	_____
SWING HORIZONTAL MOUNT			
White	1700-089-HM	\$820	_____
Forest Grey	1700-089-HM-G	\$820	_____
Designer Friendly (specify color)	1700-089-HM-C	\$820	_____
SWING VERTICAL MOUNT			
White	1700-089-VM	\$820	_____
Forest Grey	1700-089-VM-G	\$820	_____
Designer Friendly (specify color)	1700-089-VM-C	\$820	_____
• 4 programmable preset positions			

3900 Contoured Utility Center Housing & Cover



Factory option:	3900-101	\$555	_____
Forest Grey	3900-101-G	\$555	_____
Shadow	3900-101-SH	\$555	_____
Designer Friendly (specify color)	3900-101-C	\$675	_____
Included w/4486PI, 4485SI, 4987SI and 4988PI chair mounted packages			

Pivot & Fixed
Chair Mount
Packages

Pivot & Fixed
Chair Mount
Package
Ordering Guide

Fusion
Packages

Fusion
Package
Ordering Guide

Designer
Friendly
Colors &
Surfaces

Chairs
& Stools

Lights and
Monitor Mounts

Rear Mount
Side Delivery
Systems

Ancillary
Ordering
& Options

Control Head
Accessories

Simplified
Cuspidors &
Assistant's
Instrumentation

Simplified
Rear & Side
Delivery
Systems

Factory
Options & Parts

General
Information

Warranty

Sales Teams

Economy and Deluxe Stools

Nomenclature Key

Example

C = Ultraleather

6157C

V = Naugahyde

6156V



Model 6156

Part Number 6156C
Retail Price \$630

Part Number 6156V
Retail Price \$530

Model 6157

Part Number 6157C
Retail Price \$810

Part Number 6157V
Retail Price \$710

Model 6159

Part Number 6159C
Retail Price \$1,060

Part Number 6159V
Retail Price \$960

Model 6160

Part Number 6160C
Retail Price \$1,200

Part Number 6160V
Retail Price \$1,100

Model 6161

Part Number 6161C
Retail Price \$1,420

Part Number 6161V
Retail Price \$1,320

Standard Features

Economy and Deluxe Stools

Ultraleather® or Naugahyde® Upholstery
Injection molded foam
5-leg fully polished base
Twin wheel hard floor casters
Accommodates maximum of 300 lbs.

Doctor's Economy 6156C/6156V

Backrest, non-adjusting
Round seat with single lever height adjustment
Pneumatic cylinder height adjustment, 18" - 23"

Assistant's Economy 6157C/6157V

Round seat with single lever height adjustment
Torso support, non-ratcheting, with height adjustment
Pneumatic cylinder height adjustment, 21 1/2" - 28"
Foot ring affixed to base

Doctor's Deluxe 6159C/6159V

Backrest with height adjustment
Contoured seat with triple lever adjustment
Pneumatic cylinder height adjustment, 18 1/2" - 23"

Assistant's Deluxe 6160C/6160V

Contoured seat with single lever adjustment
Torso support with ratcheting and height adjustment
Pneumatic cylinder height adjustment, 21 1/2" - 28"
Foot ring with adjustment

Assistant's Deluxe with Back 6161C/6161V

Backrest with height adjustment
Contoured seat with triple lever adjustment
Torso support with ratcheting and height adjustment
Pneumatic cylinder height adjustment, 21 1/2" - 28"
Foot ring with adjustment

Equipment dimensions, see page 95

Shipping weight estimate:

6156/6159	35 lb / 15 kg
6161	45 lb / 21 kg
6157/6160	40 lb / 18 kg

Factory Options

STOOL

Δ Special color upholstery (upcharge)

! CYLINDER CHOICES:

Doctor's short cylinder, 16" - 21" (6156C/6159C)

Doctor's tall cylinder, 21 1/2" - 28" (6156C/6159C)
foot ring with support highly recommended

Assistant's short cylinder, 18" - 23"
(6157C/6160C/6161C)

Foot ring with support (6156C/6159C)

! Often overlooked

* Specify vinyl manufacturer and color
(not all colors may be available.)
(Call Forest for ordering details 1-800-423-3555.)

Δ Lead time varies

Part No

Retail

Price

MODEL CHOICE

PRICE :

6007-999-SP

\$140

6000-628-CS

N/C

6000-604-CS

N/C

6000-605-CS

N/C

6000-602

\$155

TOTAL

Designer Friendly® Surface Treatments

STEP 1 SELECT ULTRALEATHER® UPHOLSTERY COLOR CHOICES FOR CHAIR AND DELUXE /ECONOMY STOOLS:

☐ Autumn Leaf ☐ Baltic ☐ Charcoal ☐ Diplomat Blue ☐ Doe ☐ Dove Grey
☐ Boysenberry ☐ Papyrus ☐ Parrot ☐ Raven Wing ☐ Stone ☐ St. John
Pearlized Colors: ☐ Midnight ☐ Pewter ☐ Pharaoh ☐ Oz ☐ Tin Man

OR SELECT NAUGAHYDE® UPHOLSTERY COLOR:

☐ Black ☐ Cocoa ☐ Deep Sapphire ☐ Saddle ☐ Sand ☐ Taupe

OR SELECT Special Color Ultraleather® (Call for leadtime)

☐ Deluxe/Economy Stool 6007-999-SP + \$ 140

Comfort Stools



Part Number	6176
Retail Price	\$1,060



Part Number	6187
Retail Price	\$1,420

Factory Options

Air circulating weave construction
 Active tilt® seat (actively moves with user)
 Tilt seat lever function
 Contoured seat
 5-leg base
 Twin wheel hard floor casters
 Accommodates maximum of 300 lbs.

Triple lever adjustment - independent back and seat
Backrest with angle & height adjustment
Pneumatic cylinder height adjustment,
19 1/4" - 24 1/2"

- Triple lever adjustment - independent back and seat
- Backrest with angle & height adjustment
- Fully adjustable ratcheting assistant arm
- Foot ring with height adjustment
- Pneumatic cylinder height adjustment, 23"- 30 1/2"

MODEL CHOICE

Doctor's/Office short cylinder, 16" – 21" (6176)
 Doctor's/Office tall cylinder, 21 1/2" – 28" (6176)
 foot ring with support highly recommended
 Assistant's short cylinder, 18" – 23" (6187)
 Foot ring with support (6176)

Part No

Retail

Price

PRICE :

6000-628-CS

N/C

6000-604-CS

N/C

6000-605-CS

N/C

6000-602

\$155

TOTAL

- ! Often overlooked

6187 60 lb / 28 kg

Forest

LIGHTS AND MONITOR MOUNTS



Pivot & Fixed
Chair Mount
Packages

Pivot & Fixed
Chair Mount
Package
Ordering Guide

Fusion
Packages

Fusion
Package
Ordering Guide

Designer
Friendly
Colors &
Surfaces

Chairs
& Stools

Lights and
Monitor Mounts

Rear Mount
Side Delivery
Systems

Ancillary
Ordering
& Options

Control Head
Accessories

Simplified
Cuspidors &
Assistant's
Instrumentation


Simplified
Rear & Side
Delivery
Systems

Factory
Options & Parts

General
Information

Warranty

Sales Teams



HALOGEN

- Material: reflector material embedded into glass | Lexan light shield
- Benefit: reflector will not peel or crack | shield is scratch resistant
- Material: oil impregnated bronze bushing | 3-axis light head joint
- Benefit: no light drift | 3-axis light keeps light pattern parallel w/the long axis of mouth while freeing up space above patient's head

LED

- Material: energy efficient LED lamps
- Benefit: creates a light pattern with feathered edges reducing eye fatigue
consumes approximately 75% less power than halogen lights | no heat
22 -year projected LED life span
- Material: cast aluminum light head
- Benefit: allows for nine Designer Friendly[®] powder coat paint colors

Pivot & Fixed Chair Mount Packages
Pivot & Fixed Chair Mount Package Ordering Guide
Fusion Packages
Fusion Package Ordering Guide
Designer Friendly Colors & Surfaces
Chairs & Stools
Lights and Monitor Mounts
Rear Mount Side Delivery Systems
Ancillary Ordering & Options
Control Head Accessories
Simplified Cuspidors & Assistant's Instrumentation
Simplified Rear & Side Delivery Systems
Factory Options & Parts
General Information
Warranty
Sales Teams

Post Mount Lights



Model 9083

Halogen Light

Part Number 9083

Retail Price \$2,790

Model 9078

LED Light

Part Number 9078

Retail Price \$3,455

Model 9073

LED Light

Part Number 9073

Retail Price \$3,955

Standard Features

Halogen Light 9083

Automatic on/off activation w/override
3-Axis light head movement
Additional bulb
Color shade matching temperature setting
4200 to 5500 Kelvin
Designer Friendly® powder coat paint light head

LED Light 9078

Automatic on/off activation w/override
3-Axis light head movement
Easy release autoclavable handles
Light source 10 LED lamps
Color temperature, 4,200 to 6,000 Kelvin
Designer Friendly powder coat paint light head

LED Light 9073

Automatic on/off activation w/override
3-Axis light head movement
Six-mode, polycarbonate button keyboard
Easy release autoclavable handles
Light source 8 1-watt LED lamps
Color temperature, 4,200 to 6,000 Kelvin
Designer Friendly powder coat paint light head

Factory Options

LIGHT	MODEL CHOICE	Part No	Retail	Price
Replacement bulb (9083/9093)		0014-300	\$52	
Short rigid arm 20" in lieu of standard 32"		1110-227-CS	N/C	
LIGHT POSTS:				
44" with slot for sidebox access		1110-900	\$275	
44" without slot, chair mount		1110-794	\$275	
35" with post clamp		1110-820	\$440	
Pivot (mounts on Forest 3900/3800 chair only) (does not include cast chair adapter)		1113-654	\$760	
Pivot (includes 3900/3800 cast chair adapter)		1113-654-CA	\$1,510	
LIGHT POSTS, WITH MONITOR CORD SLOT:				
44" with dual slot for sidebox access		1110-170	\$275	
44" with single slot, chair mount		1110-050	\$275	
35" with single slot & post clamp		1110-045	\$440	
			TOTAL	

Designer Friendly® Surface Treatments

STEP 1 SELECT POWDER COAT PAINT FOR UNIT & LIGHT

- ☐ Arctic Silver
 ☐ Bronze
 ☐ Charcoal
 ☐ Copper
- ☐ Forest Grey
 ☐ Midnight
 ☐ Pewter
 ☐ Shadow
 ☐ White



Equipment dimensions, see page 96
Shipping weight estimate:
35 lb / 16 kg

Pivot & Fixed Chair Mount Packages
Pivot & Fixed Chair Mount Package Ordering Guide
Fusion Packages
Fusion Package Ordering Guide
Designer Friendly Colors & Surfaces
Chairs & Stools
Lights and Monitor Mounts
Rear Mount Side Delivery Systems
Ancillary Ordering & Options
Control Head Accessories
Simplified Cuspidors & Assistant's Instrumentation
Simplified Rear & Side Delivery Systems
Factory Options & Parts
General Information
Warranty
Sales Teams

Track Mount Lights



Model 9083T
Halogen Light/Track
Shown with Optional 1305T Monitor Mount
Part Number 9083T
Retail Price \$5,200

Model 1305T
Monitor Mount
Monitor Screen and Track Not Included
Part Number 1305T
Retail Price \$2,960



Model 9078T
LED Light/Track
Part Number 9078T
Retail Price \$6,335



Model 9073T
LED Light/Track
Part Number 9073T
Retail Price \$6,835

Standard Features

Light and Track Assembly

Pre-wired through flex arm
Track/Trolley assembly
Vertical light tube w/6 inch horizontal side offset for clearance of optional monitor
Flex arm & light head assembly
Trolley mounting plate and shroud
! Drop post (specify mounting height)

Monitor Mount Assembly

Pre-wired from track through flex arm
Low voltage wiring (2 conductor 18 awg wire)
HDMI shielded cable
Lower positioning handle

Monitor Requirements:

12 volt w/power supply
weight: up to 18 lbs max, width of 19"

Factory Options

LIGHT / TRACK	MODEL CHOICE	Part No	Retail	Price
Monitor mount assembly		1305T	\$2,960	
Replacement bulb (9083/9093)		0014-300	\$52	
S Video, cable pre-installed		0014-282	\$65	
RCA cables (3 conductor), pre-installed		0014-283	\$65	
			TOTAL	

! Often overlooked

Standard Mounting Options

STEP 1 CHOOSE YOUR STANDARD MOUNTING OPTION:

MOUNTING HEIGHT:	LIGHT POST LENGTH:	MONITOR POST LENGTH:
<input type="radio"/> 8'	<input type="radio"/> 8.25"	<input type="radio"/> 20.25"
<input type="radio"/> 8' 6"	<input type="radio"/> 14.25"	<input type="radio"/> 26.25"
<input type="radio"/> 9'	<input type="radio"/> 20.25"	<input type="radio"/> 32.25"
<input type="radio"/> 9' 6"	<input type="radio"/> 26.25"	<input type="radio"/> 38.25"
<input type="radio"/> 10'	<input type="radio"/> 32.25"	<input type="radio"/> 44.25"
<input type="radio"/> 10' 6"	<input type="radio"/> 38.25"	<input type="radio"/> 50.25"
<input type="radio"/> 11'	<input type="radio"/> 44.25"	<input type="radio"/> 56.25"
<input type="radio"/> _____ Custom mounting height	<input type="radio"/> _____ * Custom Post Length	<input type="radio"/> _____ * Custom Post Length

* Cannot exceed 44.25" and 56.25"

Designer Friendly® Surface Treatments

STEP 2 SELECT POWDER COAT PAINT FOR UNIT & LIGHT:

<input type="radio"/> Arctic Silver	<input type="radio"/> Bronze	<input type="radio"/> Charcoal	<input type="radio"/> Copper
<input type="radio"/> Forest Grey	<input type="radio"/> Midnight	<input type="radio"/> Pewter	<input type="radio"/> Shadow
			<input type="radio"/> White



Equipment dimensions, see page 96
Shipping weight estimate:
Light/track 115 lb / 53 kg
1305T 140 lb / 64 kg (includes mount/track light weight)

Pivot & Fixed Chair Mount Packages
Pivot & Fixed Chair Mount Package Ordering Guide
Fusion Packages
Fusion Package Ordering Guide
Designer Friendly Colors & Surfaces
Chairs & Stools
Lights and Monitor Mounts
Rear Mount Side Delivery Systems
Ancillary Ordering & Options
Control Head Accessories
Simplified Cuspidors & Assistant's Instrumentation
Simplified Rear & Side Delivery Systems
Factory Options & Parts
General Information
Warranty
Sales Teams

Ceiling Mount Lights



Model 9083-CL
Halogen Light
Part Number 9083-CL
Retail Price \$3,600



Model 9078-CL
LED Light
Part Number 9078-CL
Retail Price \$4,720



Model 9073-CL
LED Light
Part Number 9073-CL
Retail Price \$5,220

Standard Features

- Lights**
Ceiling mounting plate and shroud w/drop post
! Specify mounting height
- Halogen Light 9083-C**
Automatic on/off activation w/override
3-Axis light head movement
Additional bulb
Color temperature, 5,500 Kelvin
Designer Friendly® powder coat paint light head

- LED Light 9078-C**
Automatic on/off activation w/override
3-Axis light head movement
Easy release autoclavable handles
Light source 10 LED lamps
Color temperature, 4,200 to 6,000 Kelvin
Designer Friendly powder coat paint light head

- LED Light 9073-C**
Automatic on/off activation w/override
3-Axis light head movement Six-mode
Polycarbonate button keyboard
Easy release autoclavable handles
Light source 8 1-watt LED lamps
Color temperature, 4,200 to 6,000 Kelvin
Designer Friendly powder coat paint light head

Factory Options	Part No	Retail	Price
LIGHT	MODEL CHOICE	PRICE :	
Replacement bulb (9083/9093)	0014-300	\$52	
		TOTAL	

! Often overlooked

Standard Mounting Options

STEP 1 CHOOSE YOUR STANDARD MOUNTING OPTION:

MOUNTING HEIGHT:

☐ 8'

☐ 8' 6"

☐ 9'

☐ 9' 6"

☐ 10'

☐ 10' 6"

☐ 11'

☐ _____ Custom mounting height

POST LENGTH:

12"

18"

24"

30"

36"

42"

48"

☐ _____ * Custom post length

* Cannot exceed 48"

Designer Friendly® Surface Treatments

STEP 2 SELECT POWDER COAT PAINT FOR UNIT & LIGHT:

☐ Arctic Silver

☐ Bronze

☐ Charcoal

☐ Copper

☐ Forest Grey

☐ Midnight

☐ Pewter

☐ Shadow

☐ White



Equipment dimensions, see page 96
Shipping weight estimate:
50 lb / 23 kg

Pivot & Fixed Chair Mount Packages
Pivot & Fixed Chair Mount Package Ordering Guide
Fusion Packages
Fusion Package Ordering Guide
Designer Friendly Colors & Surfaces
Chairs & Stools
Lights and Monitor Mounts
Rear Mount Side Delivery Systems
Ancillary Ordering & Options
Control Head Accessories
Simplified Cuspidors & Assistant's Instrumentation
Simplified Rear & Side Delivery Systems
Factory Options & Parts
General Information
Warranty
Sales Teams

Cabinet and Wall Mount Lights



Model 9079C
(Standard) 9079C-T (Tall)
LED Cabinet
Part Number 9079C
Retail Price \$5,530



Model 9093C
(Standard) 9093C-T (Tall)
Halogen Cabinet
Part Number 9093C
Retail Price \$4,260



Model 9074C
(Standard) 9074C-T (Tall)
LED Cabinet
Part Number 9074C
Retail Price \$6,030



Model 9093W
(Standard) 9093W-T (Tall)
Halogen Wall
Part Number 9093W
Retail Price \$4,260



Model 9079W
(Standard) 9079W-T (Tall)
LED Wall
Part Number 9079W
Retail Price \$5,530



Model 9074W
(Standard) 9074W-T (Tall)
LED Wall
Part Number 9074W
Retail Price \$6,030

Standard Features	Factory Options	Part No	Retail	Price
Lights Cabinet mount, internal vertical mount w/post Wall mount, vertical mounting plate Standard rigid arm Tall rigid arm (additional 1' drop)	LIGHT Replacement bulb (9083/9093) Cabinet mounting options: (for dimensions see page 95) Horizontal top cabinet mount in lieu of internal mount Vertical exterior cabinet mount in lieu of internal mount	MODEL CHOICE 0014-300 1110-881-CS 1110-886-CS	PRICE : \$52 N/C N/C	TOTAL
Halogen Light 9093 Automatic on/off activation w/override 3-Axis light head movement Additional bulb Color shade matching temperature setting 4200 to 5500 Kelvin Designer Friendly® powder coat paint light head	! ** SPECIFY CABINET/WALL MOUNTING HEIGHT ** ! Often overlooked			
LED Light 9079 Automatic on/off activation w/override 3-Axis light head movement Easy release autoclavable handles Light source 10 LED lamps Color temperature, 4,200 to 6,000 Kelvin Designer Friendly powder coat paint light head				
LED Light 9074 Automatic on/off activation w/override 3-Axis light head movement Six-mode Polycarbonate button keyboard Easy release autoclavable handles Light source 8 1-watt LED lamps Color temperature, 4,200 to 6,000 Kelvin Designer Friendly powder coat paint light head				



Equipment dimensions, see page 97
Shipping weight estimate:
Cabinet 60 lb / 28 kg
Wall 65 lb / 30 kg

! Designer Friendly® Surface Treatments

- STEP 1 SELECT POWDER COAT PAINT FOR UNIT & LIGHT:
- ☐ Arctic Silver
- ☐ Bronze
- ☐ Charcoal
- ☐ Copper
- ☐ Forest Grey
- ☐ Midnight
- ☐ Pewter
- ☐ Shadow
- ☐ White

Pivot & Fixed Chair Mount Packages
Pivot & Fixed Chair Mount Package Ordering Guide
Fusion Packages
Fusion Package Ordering Guide
Designer Friendly Colors & Surfaces
Chairs & Stools
Lights and Monitor Mounts
Rear Mount Side Delivery Systems
Ancillary Ordering & Options
Control Head Accessories
Simplified Cuspidors & Assistant's Instrumentation
Simplified Rear & Side Delivery Systems
Factory Options & Parts
General Information
Warranty
Sales Teams

Monitor Mount Assemblies



Model 1300RM Ring Post Mount

Part Number 1300RM
Retail Price \$1,260



Model 1300TPM Top Post Mount

Part Number 1300TPM
Retail Price \$1,260

Monitor Screens And Chair-Mounted Posts Not Included

Standard Features	Factory Options	Part No	Retail	Price
Mount Assembly, Ring Post Mount 1300RM ICW Quicklink monitor mount Rex positioning handles 22" ring mount rigid arm	MONITOR MOUNT ASSEMBLY	MODEL CHOICE	PRICE :	
	! Light Post (1300RM):			
	44" with dual slot, fixed sidebox mount, with Forest light bushing	1110-170	\$275	
	35" with slot & post clamp, fixed mount, with Forest light bushing	1110-045	\$440	
	Pivot light posts & requirements	(call to order)		
Monitor Mount Assembly, Top Post Mount 1300TPM ICW Quicklink monitor mount Rex positioning handles 22" top post mount rigid arm	! MONITOR POST (1300TPM):			
	30" with dual slot, fixed sidebox mount, with Oilite bushing	1331-998	\$275	
	Pivot monitor posts & requirements	(call to order)		
Monitor Requirements: 12 volt with power supply Weight: 8 1/2 to 13 lbs max, width of 19"	30" with slot & post clamp, fixed mount, with Oilite bushing	1331-997	\$440	
			TOTAL	
	! Often overlooked			

Designer Friendly® Surface Treatments

- STEP 1 SELECT POWDER COAT PAINT FOR UNIT & LIGHT:
- ☐ Arctic Silver
- ☐ Bronze
- ☐ Charcoal
- ☐ Copper
- ☐ Forest Grey
- ☐ Midnight
- ☐ Pewter
- ☐ Shadow
- ☐ White

Equipment dimensions, see page 97
Shipping weight estimate:
1300RM, 1300TPM 15 lb / 7 kg

Pivot & Fixed Chair Mount Packages
Pivot & Fixed Chair Mount Package Ordering Guide
Fusion Packages
Fusion Package Ordering Guide
Designer Friendly Colors & Surfaces
Chairs & Stools
Lights and Monitor Mounts
Rear Mount Side Delivery Systems
Ancillary Ordering & Options
Control Head Accessories
Simplified Cuspidors & Assistant's Instrumentation
Simplified Rear & Side Delivery Systems
Factory Options & Parts
General Information
Warranty
Sales Teams

Forest

7000 SERIES



Pivot & Fixed
Chair Mount
Packages

Pivot & Fixed
Chair Mount
Package
Ordering Guide

Fusion
Packages

Fusion
Package
Ordering Guide

Designer
Friendly
Colors &
Surfaces

Chairs
& Stools

Lights and
Monitor Mounts

Rear Mount
Side Delivery
Systems

Ancillary
Ordering
& Options

Control Head
Accessories

Simplified
Cuspidors &
Assistant's
Instrumentation


Simplified
Rear & Side
Delivery
Systems

Factory
Options & Parts

General
Information

Warranty

Sales Teams



7000 SERIES REAR MOUNT SIDE DELIVERY

- Material:

Benefit:
- all metal control head chassis
- resistant to UV and cleaners
- Material:

Benefit:
- hinged solid surface lid
- long-lasting surface gives easy access to ancillary products
- Material:

Benefit:
- optional exclusive brass handpiece lockout valves
- allows assistant to remove a handpiece from its holder to change a bur while dentist continues working
- Material:

Benefit:
- four steel mounting configurations
- wall, under cabinet, beneath counter and cart
- Material:

Benefit:
- secondary aluminum work surface
- dedicated work surface for bur block, electric handpiece attachment, mirror, explorer
- Material:

Benefit:
- steel height adjust mechanism
- adjustable work surface and handpiece delivery arm height

Pivot & Fixed
Chair Mount
Packages

Pivot & Fixed
Chair Mount
Package
Ordering Guide

Fusion
Packages

Fusion
Package
Ordering Guide

Designer
Friendly
Colors &
Surfaces

Chairs
& Stools

Lights and
Monitor Mounts

Rear Mount
Side Delivery
Systems

Ancillary
Ordering
& Options

Control Head
Accessories

Simplified
Cuspidors &
Assistant's
Instrumentation

Simplified
Rear & Side
Delivery
Systems

Factory
Options & Parts

General
Information

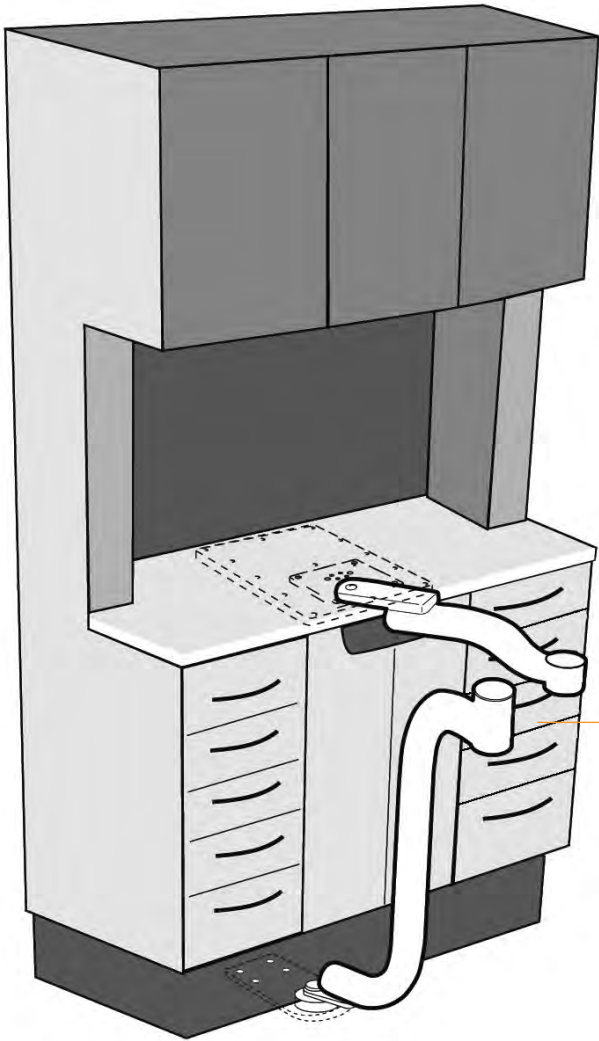
Warranty

Sales Teams

Cabinetry Mounting Configurations

Made for Each Other

From the ground up, Forest delivery systems are designed for easy cabinet integration.



7000 Series Beneath Counter Mount (BC)

Start with a strong foundation

- Your choice of 3/4" hardened steel 11" x 14-1/2" or optional 10" x 24" mounting plate that bolts to the bottom of your counter top
- Followed by a 6" x 6" leveling plate and a set of needle roller bearings with friction adjustment.
- Durable 2-1/2" steel tube dual arm assembly with needle roller bearings installed between pivoting arm sections.

7000 Series Under Cabinet Floor Mount (UC)

Start with a strong foundation

- Low profile 1/2" steel floor mount plate allows room for your stool casters.
- Needle roller bearings with friction adjustment eliminates drift.
- Durable 2-1/2" steel tube post and arm assembly with needle roller bearings installed between pivoting sections.

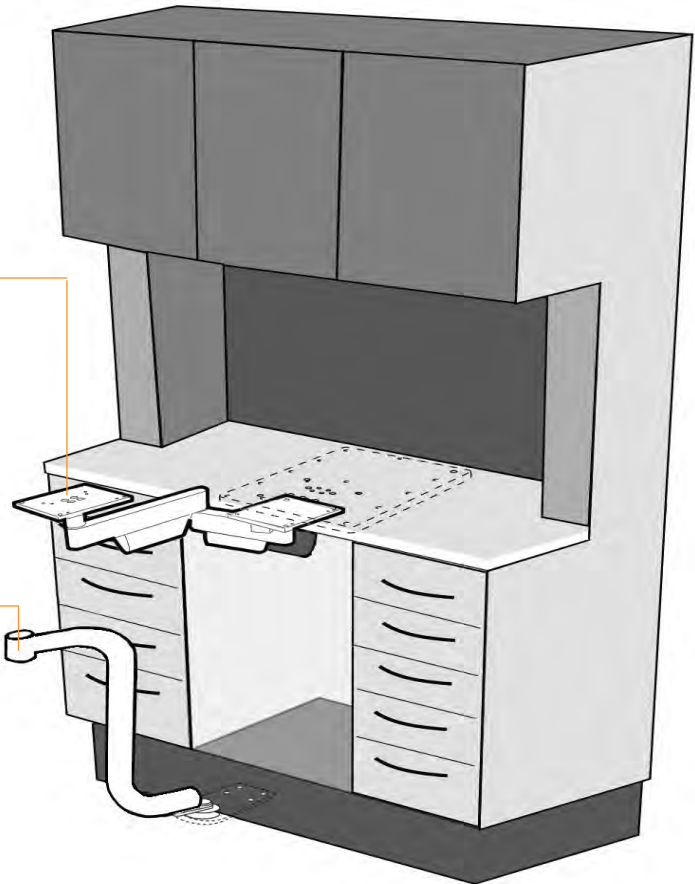
3486 Beneath Counter Mount (BC)

Start with a strong foundation

- Your choice of 3/4" hardened steel 11" x 14-1/2" or optional 10" x 24" mounting plate that bolts to the bottom of your counter top.
- Followed by a 6" x 6" leveling plate with friction adjustment.

3486 Under Cabinet Floor Mount (UC)

- Low profile 1/2" steel floor mount plate allows room for your stool casters.
- Needle roller bearings with friction adjustment eliminates drift.
- Durable 2-1/2" steel tube post and arm assembly with needle roller bearings installed between pivoting sections.



Pivot & Fixed
Chair Mount
Packages

Pivot & Fixed
Chair Mount
Package
Ordering Guide

Fusion
Packages

Fusion
Package
Ordering Guide

Designer
Friendly
Colors &
Surfaces

Chairs
& Stools

Lights and
Monitor Mounts

Rear Mount
Side Delivery
Systems

Ancillary
Ordering
& Options

Control Head
Accessories

Simplified
Cuspidors &
Assistant's
Instrumentation

Simplified
Rear & Side
Delivery
Systems

Factory
Options & Parts

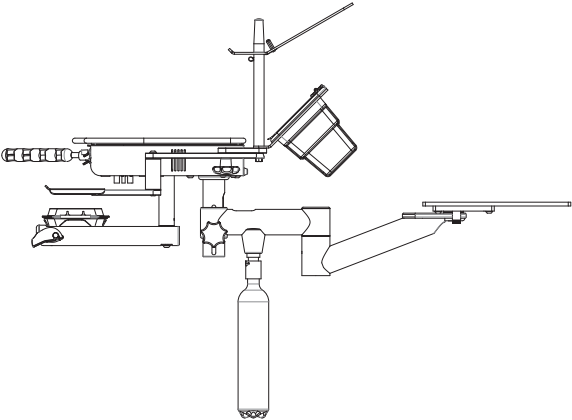

General
Information

Warranty

Sales Teams

Rear Mount Side Delivery Systems

7020PRO Duo Swing Delivery System



Model 7020PRO-BC

Beneath Counter Mount

Part Number

7020PRO-BC

Retail Price

\$10,975

Universal heavy-duty mounting plate 11" x 14 1/2" included (mounts to under counter)

Specify Cabinet Manufacturer

Standard Features

Duo Delivery System 7020PRO Base Model

- Duo control
 - automatic control for three handpieces
 - handpiece lockouts
 - 3-way air water syringe w/tubing, 5'
 - 4-hole handpiece tubing, 5'
 - pneumatic master control block w/diaphragm
 - master on/off
 - individual handpiece pressure adjustment
 - individual water coolant adjustment
 - non-retraction water coolant
 - air coolant adjustment
 - handpiece flush
 - handpiece exhaust canister/oil collector
 - wet/dry foot control
- Self-contained clean water system w/quick disconnect, single bottle, 1 1/2 liter
- "Burr Buddy" tray holder and covered Zirc tray
- Chrome accents
- Central vacuum accessory package
 - central vacuum canister with disposable solids collector
 - 3-way air/water syringe w/tubing, 5'
 - autoclavable standard HVE lever valve w/tubing, 5'
 - autoclavable saliva ejector lever valve w/tubing, 5'
 - dual assistant's quad holder assembly
- Solid work surface, 17" x 30"
- Pneumatic work surface easy lift/close mechanism
- Height adjustable work surface, 5"
- Large and small organizer bins w/frame, dividers and sharps container
- Procedure shelf
- Keyboard tray
- Stainless trash/CPU tray (MC)
- Universal heavy duty mounting plate 11" x 14 1/2",
 - beneath counter (BC)
 - Wall mount panel 16" x 18" (WM)
- Standard utility center housing and cover (MC)
- Air pressure regulator w/filter
- Master air shut-off valve
- Umbilical, 6'

Mounting plate dimensions, see pages 98

Shipping weight estimate:
7020PRO BC, MC, UC, WM 100 lb / 46 kg



Beneath Counter Mount



Mobile Cart



Under Cabinet Floor Mount



Wall Mount

Pivot & Fixed
Chair Mount
Packages

Pivot & Fixed
Chair Mount
Package
Ordering Guide

Fusion
Packages

Fusion
Package
Ordering Guide

Designer
Friendly
Colors &
Surfaces

Chairs
& Stools

Lights and
Monitor Mounts

Rear Mount
Side Delivery
Systems

Ancillary
Ordering
& Options

Control Head
Accessories

Simplified
Cuspidors &
Assistant's
Instrumentation

Simplified
Rear & Side
Delivery
Systems

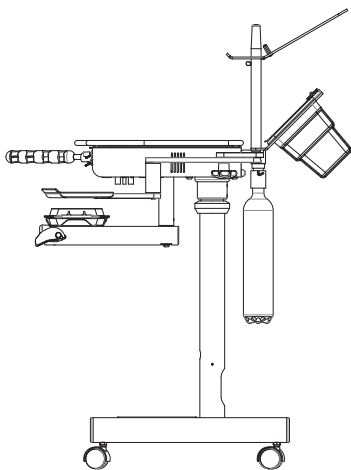
Factory
Options & Parts

General
Information

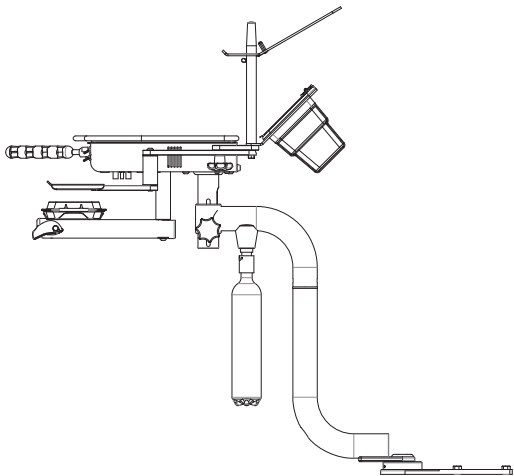
Warranty

Sales Teams

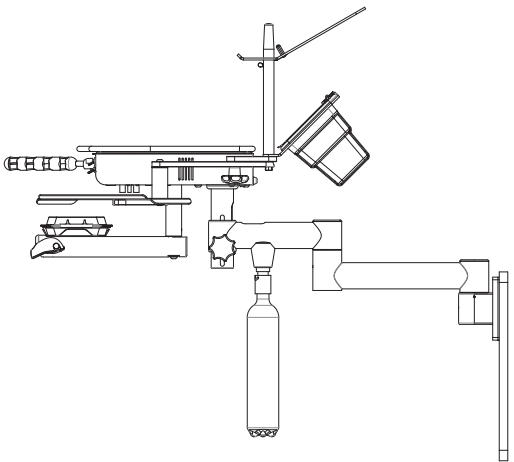
7020PRO Duo Swing Delivery System



Model 7020PRO-MC
Mobile Cart Mount
Part Number 7020PRO-MC
Retail Price \$10,975



Model 7020PRO-UC
Under Cabinet Floor Mount
Part Number 7020PRO-UC
Retail Price \$10,975



Model 7020PRO-WM
Wall Mount
Part Number 7020PRO-WM
Retail Price \$10,975

! Designer Friendly® Surface Treatments

- STEP 1 SELECT POWDER COAT PAINT:**
- ☐ Arctic Silver
- ☐ Bronze
- ☐ Charcoal
- ☐ Copper
- ☐ Forest Grey
- ☐ Midnight
- ☐ Pewter
- ☐ Shadow
- ☐ White
- STEP 2 SOLID WORK SURFACE COLORS:**
- Corian® ☐ Antarctica
- Wilsonart®: ☐ Arctic Melange
☐ Baja Melange
- Meganite®: ☐ Cinder Granite
☐ Goldrush Gemstone
☐ Moonstone
☐ Platinum Granite
☐ Rocky Road Granite
☐ Sanibel Granite
☐ Silver Mist
☐ Starry Starry Night

Factory Options		Part No	Retail	Price
MONITOR MOUNT ASSEMBLY		MODEL CHOICE	PRICE :	
Factory Installed STAR ETorque Electric System		STAR-ETORQUE	\$5,705	
Handpiece illumination system				
One handpiece (5-hole), accommodates 1 add'l tubing		1700-021-CS	\$930	
Add'l handpiece illumination tubing (5-hole)		0017-615-CS	\$360	
One handpiece (6-pin), accommodates 1 add'l tubing		1700-019-CS	\$930	
Add'l handpiece illumination tubing (6-pin)		0017-603-CS	\$255	
! Ancillaries use existing handpiece position (tubing lengths may vary) (see page 65)				
Write in selection here				
Write in selection here				
! Handpiece Bundle option (see pages 148-149)				
Write in selection here				
Additional handpiece position, wet		1100-189-CS	\$540	
Additional handpiece position, air drive only		1100-190-CS	\$270	
Additional standard autoclavable HVE with tubing, 5' & autoclavable oral dry cup		1400-113-CS	\$125	
Hands-Free HVE, see page 86, Write in selection here			\$470	
Quick disconnect with flow control 1/4" (for water)		0016-454-CS	\$190	
Quick disconnect with flow control 3/8" (for air)		0016-456-CS	\$190	
! Monitor mount assembly (monitor screen not included)		1300-025-CS	\$570	
! Swivel tray		1110-909-CS	\$645	
Large bin divider kit (white or black)		0010-860 / 0010-860-BLK	\$225	
Small bin divider kit (white or black)		0010-861 / 0010-861-BLK	\$120	
Sharps container kit (white or black)		0010-870 / 0010-870-BLK	\$120	
! Touchpad for 3900 chair (25 ft. Cable)		1700-081-1-CS	\$650	
Standard utility center housing & cover (BC/UC/WM)		1115-020	\$190	
In floor recessed utility center housing & cover		1115-305	\$365	
Additional umbilical (per foot)		1115-999-CS	\$45	
Routing valve kit with water shutoff & regulator/factory installation		1115-315-CS	\$385	
Universal mounting plate, 10" x 24" in lieu of 11" x 14 1/2" (BC)		0010-084-CS	\$170	
Δ Special color solid work surface (call for price and leadtime)		0023-856-SSV		
		TOTAL		

Cabinet mounting configurations, see page 53

- ! Often overlooked
Δ Lead time varies

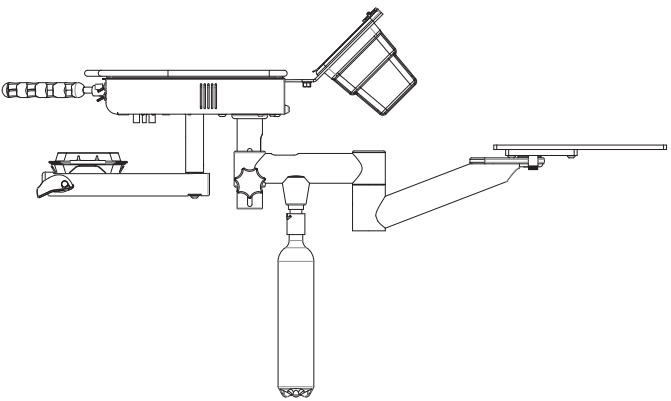
Pivot & Fixed Chair Mount Packages
Pivot & Fixed Chair Mount Package Ordering Guide
Fusion Packages
Fusion Package Ordering Guide
Designer Friendly Colors & Surfaces
Chairs & Stools
Lights and Monitor Mounts
Rear Mount Side Delivery Systems
Ancillary Ordering & Options
Control Head Accessories
Simplified Cuspidors & Assistant's Instrumentation
Simplified Rear & Side Delivery Systems
Factory Options & Parts
General Information
Warranty
Sales Teams

Rear Mount Side Delivery Systems

7021PRO Duo Swing Delivery System



7021PRO



Model 7021PRO-BC

Beneath Counter Mount

Part Number	7021PRO-BC
Retail Price	\$9,445

Universal heavy-duty mounting plate 11" x 14 1/2" included (mounts to under counter)
Specify Cabinet Manufacturer

Standard Features

Duo Delivery System 7021PRO

- Duo control
 - automatic control for three handpieces
 - handpiece lockouts
 - 3-way air water syringe w/tubing, 5'
 - 4-hole handpiece tubing, 5'
 - pneumatic master control block w/diaphragm
 - master on/off
 - individual handpiece pressure adjustment
 - individual water coolant adjustment
 - non-retraction water coolant
 - air coolant adjustment
 - handpiece flush
 - handpiece exhaust canister/oil collector
 - wet/dry foot control
- Self-contained clean water system w/quick disconnect, single bottle, 1 1/2 liter
- "Burr Buddy" tray holder and covered Zirc tray
- Chrome accents
- Central vacuum accessory package
 - central vacuum canister with disposable solids collector
 - 3-way air/water syringe w/tubing, 5'
 - autoclavable standard HVE lever valve w/tubing, 5'
 - autoclavable saliva ejector lever valve w/tubing, 5'
 - dual assistant's quad holder assembly
- Solid work surface, 17" x 30"
- Pneumatic work surface easy lift/close mechanism
- Height adjustable work surface, 5"
- Large and small organizer bins w/frame, dividers and sharps container
- Universal heavy duty mounting plate 11" x 14 1/2", beneath counter (BC)
- Wall mount panel 16" x 18" (WM)
- Standard utility center housing and cover (MC)
- Air pressure regulator w/filter
- Master air shut-off valve
- Umbilical, 6'



Beneath Counter Mount



Mobile Cart



Under Cabinet Floor Mount



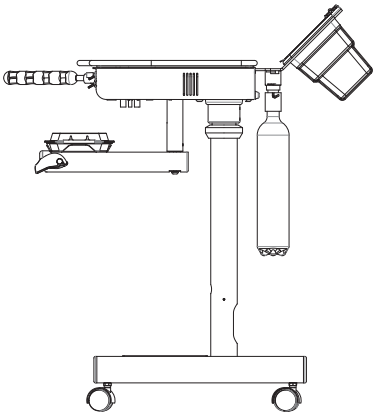
Wall Mount

Mounting plate dimensions, see pages 94-103

Shipping weight estimate:
7021PRO BC, MC, UC, WM 100 lb / 46 kg

Pivot & Fixed Chair Mount Packages
Pivot & Fixed Chair Mount Package Ordering Guide
Fusion Packages
Fusion Package Ordering Guide
Designer Friendly Colors & Surfaces
Chairs & Stools
Lights and Monitor Mounts
Rear Mount Side Delivery Systems
Ancillary Ordering & Options
Control Head Accessories
Simplified Cuspidors & Assistant's Instrumentation
Simplified Rear & Side Delivery Systems
Factory Options & Parts
General Information
Warranty
Sales Teams

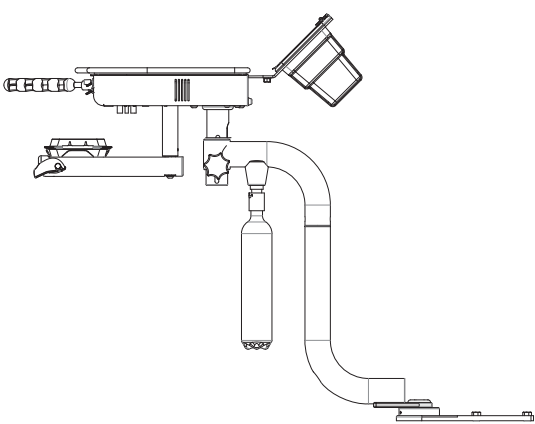
7021PRO Duo Swing Delivery System



Model 7021PRO-MC

Mobile Cart Mount

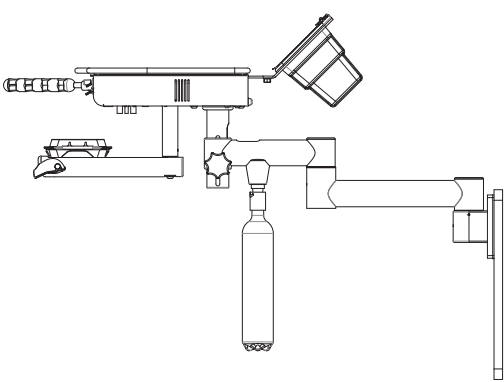
Part Number 7020PRO-MC
Retail Price \$10,975



Model 7021PRO-UC

Under Cabinet Floor Mount

Part Number 7020PRO-UC
Retail Price \$10,975



Model 7021PRO-WM

Wall Mount

Part Number 7020PRO-WM
Retail Price \$10,975

Factory Options		Part No	Retail	Price
DELIVERY SYSTEM		MODEL CHOICE	PRICE :	
Factory Installed STAR ETorque Electric System		STAR-ETORQUE	\$5,705	
Handpiece illumination system				
One handpiece (5-hole), accommodates 1 add'l tubing		1700-021-CS	\$930	
Add'l handpiece illumination tubing (5-hole)		0017-615-CS	\$360	
One handpiece (6-pin), accommodates 1 add'l tubing		1700-019-CS	\$930	
Add'l handpiece illumination tubing (6-pin)		0017-603-CS	\$255	
! Ancillaries use existing handpiece position (tubing lengths may vary) (see page 65)				
Write in selection here				
Write in selection here				
! Handpiece Bundle option (see pages 148-149)				
Write in selection here				
Additional handpiece position, wet		1100-189-CS	\$540	
Additional handpiece position, air drive only		1100-190-CS	\$270	
Additional standard autoclavable HVE with tubing, 5' & autoclavable oral dry cup		1400-113-CS	\$125	
Hands-Free HVE, see page 86, Write in selection here			\$470	
Quick disconnect with flow control 1/4" (for water)		0016-454-CS	\$190	
Quick disconnect with flow control 3/8" (for air)		0016-456-CS	\$190	
! Procedure shelf		0010-864-CS	\$1,005	
! Keyboard tray		0010-862-CS	\$615	
! Stainless trash/CPU tray, H-frame (MC)		0010-863	\$195	
! Monitor mount assembly (monitor screen not included) base model requires purchase of 0010-864-CS		1300-025-CS	\$570	
! Swivel tray		1110-909-CS	\$645	
Large bin divider kit (white or black)		0010-860 / 0010-860-BLK	\$225	
Small bin divider kit (white or black)		0010-861 / 0010-861-BLK	\$120	
Sharps container kit (white or black)		0010-870 / 0010-870-BLK	\$120	
! Touchpad for 3900 chair (25 ft. Cable)		1700-081-1-CS	\$650	
Standard utility center housing & cover (BC/UC/WM)		1115-020	\$190	
In floor recessed utility center housing & cover		1115-305	\$365	
Additional umbilical (per foot)		1115-999-CS	\$45	
Routing valve kit with water shutoff & regulator/factory installation		1115-315-CS	\$385	
Universal mounting plate, 10" x 24" in lieu of 11" x 14 1/2" (BC)		0010-084-CS	\$170	
Δ Special color solid work surface (call for price and leadtime)		0023-856-SSV		
			TOTAL	

Cabinet mounting configurations, see page 53

! Often overlooked
Δ Lead time varies

Pivot & Fixed
Chair Mount
Packages

Pivot & Fixed
Chair Mount
Package
Ordering Guide

Fusion
Packages

Fusion
Package
Ordering Guide

Designer
Friendly
Colors &
Surfaces

Chairs
& Stools

Lights and
Monitor Mounts

Rear Mount
Side Delivery
Systems

Ancillary
Ordering
& Options

Control Head
Accessories

Simplified
Cuspidors &
Assistant's
Instrumentation

Simplified
Rear & Side
Delivery
Systems

Factory
Options & Parts

General
Information

Warranty

Sales Teams

Rear Mount Side Delivery Systems

7010 Duo Swing Delivery System

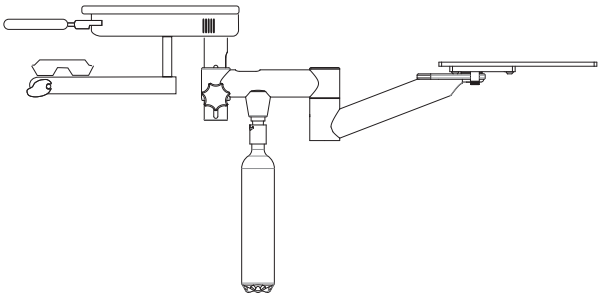


1110-185-CS and 1110-908-CS

Shown with optional storage organizer and swivel tray



Shown with optional handpiece lockouts 0010-748 and additional assistant's quad holder assembly 0024-156



Model 7010BC

Beneath Counter Mount

Part Number	7010BC
Retail Price	\$8,270

Universal heavy-duty mounting plate 11" x 14 1/2" included (mounts to under counter)
Specify Cabinet Manufacturer

Standard Features

Duo Swing Delivery System 7010

- Duo control
- automatic control for three handpieces
 - 3-way air water syringe w/tubing, 4'
 - 4-hole handpiece tubing, 4'
 - pneumatic master control block w/diaphragm master on/off
 - individual handpiece pressure adjustment
 - individual water coolant adjustment
 - non-retraction water coolant
 - air coolant adjustment
 - handpiece flush
 - handpiece exhaust canister/oil collector
 - self-contained clean water system w/quick disconnect, single bottle, 1 1/2 liter
 - wet/dry foot control
- Height adjustable work surface, 5" (BC/UC/WM)
- "Burr Buddy" tray holder and covered Zirc tray
- Pneumatic work surface easy lift/close mechanism
- Central vacuum accessory package
- central vacuum canister w/disposable solids collector
 - 3-way air/water syringe w/tubing, 5'
 - autoclavable standard HVE lever valve w/tubing, 5'
 - autoclavable saliva ejector lever valve w/tubing, 5'
- Solid work surface, 19" x 24"
- Universal heavy duty mounting plate
- 11" x 14 1/2", beneath counter (BC)
- Wall mount panel 16" x 18" (WM)
- Adjustable height frame (MC)
- Twin wheel hard floor casters (MC)
- Standard utility center housing and cover (MC)
- Air pressure regulator w/filter
- Master air shut-off valve
- Umbilical, 7'
- External umbilical, 6' (MC)



Beneath Counter Mount



Mobile Cart



Under Cabinet Floor Mount



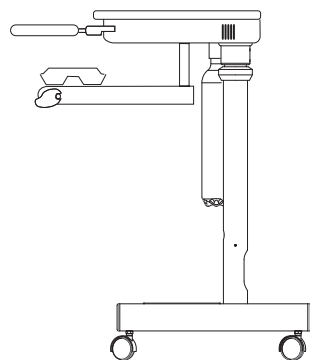
Wall Mount

Mounting plate dimensions, see pages 100-103
Shipping weight estimate:
7010BC, MC, UC, WM 130 lb / 59 kg

Pivot & Fixed Chair Mount Packages
Pivot & Fixed Chair Mount Package Ordering Guide
Fusion Packages
Fusion Package Ordering Guide
Designer Friendly Colors & Surfaces
Chairs & Stools
Lights and Monitor Mounts
Rear Mount Side Delivery Systems
Ancillary Ordering & Options
Control Head Accessories
Simplified Cuspidors & Assistant's Instrumentation
Simplified Rear & Side Delivery Systems
Factory Options & Parts
General Information
Warranty
Sales Teams

Rear Mount Side Delivery Systems

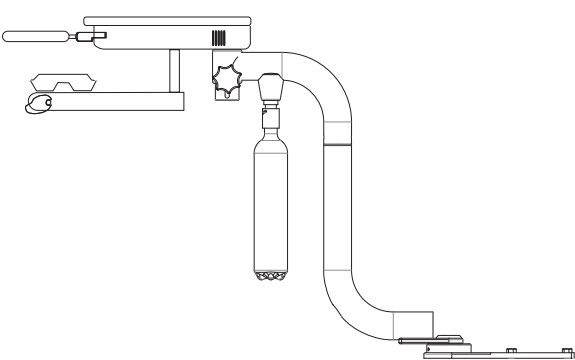
7010 Duo Swing Delivery System



Model 7010MC

Mobile Cart Mount

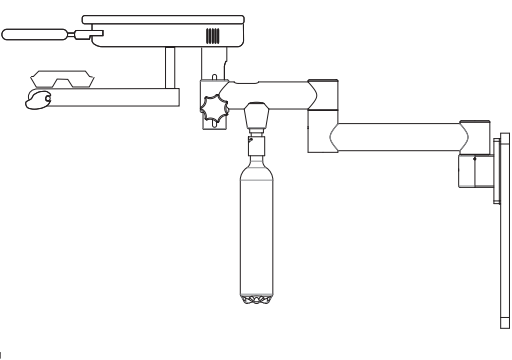
Part Number	7010MC
Retail Price	\$7,470



Model 7010UC

Under Cabinet Floor Mount

Part Number	7010UC
Retail Price	\$8,270



Model 7010WM

Wall Mount

Part Number	7010WM
Retail Price	\$8,270

Factory Options		Part No	Retail	Price
DELIVERY SYSTEM		MODEL CHOICE	PRICE :	
Factory Installed STAR ETorque Electric System		STAR-ETORQUE	\$5,705	
Handpiece illumination system				
One handpiece (5-hole), accommodates 1 add'l tubing		1700-021-CS	\$930	
Add'l handpiece illumination tubing (5-hole)		0017-615-CS	\$360	
One handpiece (6-pin), accommodates 1 add'l tubing		1700-019-CS	\$930	
Add'l handpiece illumination tubing (6-pin)		0017-603-CS	\$255	
! Ancillaries use existing handpiece position (tubing lengths may vary) (see page 65)				
Write in selection here				
Write in selection here				
! Handpiece Bundle option (see pages 148-149)				
Write in selection here				
Additional handpiece position, wet		1100-189-CS	\$540	
Additional handpiece position, air drive only		1100-190-CS	\$270	
Lockout feature for 3 handpieces		0010-748	\$275	
Additional standard autoclavable HVE with tubing, 5' & autoclavable oral dry cup		1400-113-CS	\$125	
Hands-Free HVE, see page 86, Write in selection here			\$470	
Additional assistant's quad holder assembly		0024-156	\$260	
Quick disconnect with flow control 1/4" (for water)		0016-454-CS	\$190	
Quick disconnect with flow control 3/8" (for air)		0016-456-CS	\$190	
! Storage organizer with bins & frame		1110-185-CS	\$795	
! Swivel tray (requires purchase of 1110-185-CS)		1110-908-CS	\$445	
! Swivel tray (mounts without storage organizer)		1110-079-CS	\$615	
Monitor mount assembly (monitor screen not included) base model requires purchase of 0010-864-CS		1300-025-CS	\$570	
Swivel tray		1110-909-CS	\$645	
Touchpad for 3900 chair (25 ft. Cable)		1700-081-1-CS	\$650	
Chrome accents		9000-998-CS	\$180	
Standard utility center housing & cover (BC/UC/WM)		1115-020	\$190	
In floor recessed utility center housing & cover		1115-305	\$365	
Additional umbilical (per foot)		1115-999-CS	\$45	
Routing valve kit with water shutoff & regulator/factory installation		1115-315-CS	\$385	
Universal mounting plate, 10" x 24" in lieu of 11" x 14 1/2" (BC)		0010-084-CS	\$170	
Standard color laminate work surface in lieu of solid surface		0023-776-LAM	-\$325	
Δ Special color solid or laminate work surface (call for price and leadtime)		0023-776-SSV/0023-776-X		
		TOTAL		

Cabinet mounting configurations, see page 53

- ! Often overlooked
Δ Lead time varies

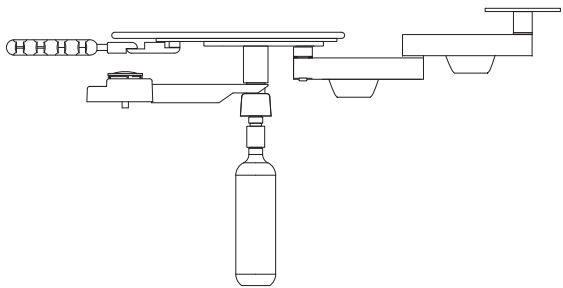
Pivot & Fixed Chair Mount Packages
Pivot & Fixed Chair Mount Package Ordering Guide
Fusion Packages
Fusion Package Ordering Guide
Designer Friendly Colors & Surfaces
Chairs & Stools
Lights and Monitor Mounts
Rear Mount Side Delivery Systems
Ancillary Ordering & Options
Control Head Accessories
Simplified Cuspidors & Assistant's Instrumentation
Simplified Rear & Side Delivery Systems
Factory Options & Parts
General Information
Warranty
Sales Teams

3486 Swing Delivery System



1110-179-CS and 1110-908-CS

Shown with optional storage organizer and swivel tray



Model 3486BC

Beneath Counter Mount

Part Number	3486BC
Retail Price	\$4,100

Universal heavy-duty mounting plate 11" x 14 1/2" included (mounts to under counter)
Specify Cabinet Manufacturer

Standard Features

Assistant's Swing Delivery System 3486 Series

- Central vacuum accessory package
 - arm-mounted central vacuum canister w/disposable solids collector
 - 3-way air/water syringe w/tubing, 5'
 - autoclavable standard HVE lever valve w/tubing, 5'
 - autoclavable saliva ejector lever valve w/tubing, 5'
 - self-contained clean water system w/quick disconnect, single bottle, 1 1/2 liter
- Assistant's quad holder assembly
- Solid work surface, 19" x 24"
- Beneath counter rigid arm assembly
 - w/heavy duty mounting plate, 11" x 14 1/2" (BC)
- Adjustable height frame (MC)
- Twin wheel hard floor casters (MC)
- Under cabinet floor mount delivery post (UC)
- Wall mount panel, 16" x 18" (WM)
- Standard utility center housing and cover (MC)
- Air pressure regulator w/filter
- Master shut-off valve
- Umbilical, 7'
- electrical outlet/UL (MC)

Note: Arms can be reversed on the beneath counter and wall mount to adjust work surface height.



Beneath Counter Mount



Mobile Cart



Under Cabinet Floor Mount

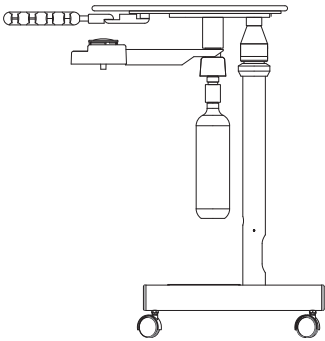


Wall Mount

Mounting plate dimensions, see pages 105-106
Shipping weight estimate:
3486 115 lb / 53 kg

Pivot & Fixed Chair Mount Packages
Pivot & Fixed Chair Mount Package Ordering Guide
Fusion Packages
Fusion Package Ordering Guide
Designer Friendly Colors & Surfaces
Chairs & Stools
Lights and Monitor Mounts
Rear Mount Side Delivery Systems
Ancillary Ordering & Options
Control Head Accessories
Simplified Cuspidors & Assistant's Instrumentation
Simplified Rear & Side Delivery Systems
Factory Options & Parts
General Information
Warranty
Sales Teams

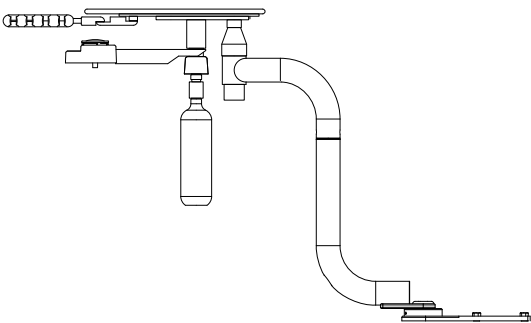
3486 Swing Delivery System



Model 3486MC

Mobile Cart Mount

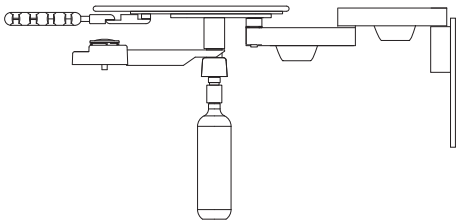
Part Number	3486MC
Retail Price	\$4,270



Model 3486UC

Under Cabinet Floor Mount

Part Number	3486UC
Retail Price	\$4,685



Model 3486WM

Wall Mount

Part Number	3486WM
Retail Price	\$4,190

	Factory Options	Part No	Retail	Price
! Designer Friendly® Surface Treatments	DELIVERY SYSTEM	MODEL CHOICE	PRICE :	
	Additional standard autoclavable HVE with tubing, 5' & autoclavable oral dry cup	1400-113-CS	\$125	
	Hands-Free HVE, see page 86, Write in selection here		\$470	
	Additional assistant's quad holder assembly	0024-149	\$260	
	Quick disconnect with flow control 1/4" (for water)	0016-454-CS	\$190	
	Quick disconnect with flow control 3/8" (for air)	0016-456-CS	\$190	
	! Storage organizer with bins & frame	1110-179-CS	\$680	
	! Swivel tray (requires purchase of 1110-179-CS)	1110-908-CS	\$445	
	! Swivel tray (mounts without storage organizer)	1110-482-CS	\$555	
	Monitor mount assembly (monitor screen not included) requires purchase of 1110-179-CS	1300-025-CS	\$570	
	Touchpad for 3900 chair (25 ft. Cable)	1700-081-1-CS	\$650	
	Standard utility center housing & cover (BC/UC/WM)	1115-020	\$190	
	In floor recessed utility center housing & cover	1115-305	\$365	
	Additional umbilical (per foot)	1115-999-CS	\$45	
	Routing valve kit with water shutoff & regulator/factory installation	1115-315-CS	\$385	
	Standard color laminate work surface in lieu of solid surface	0023-003-LAM	-\$325	
	Δ Special color solid or laminate work surface (call for price and leadtime)	0023-003-X/ 0023-003-SSV		
			TOTAL	
	! Often overlooked			
	Δ Lead time varies			

Cabinet mounting configurations, see page 53

Pivot & Fixed
Chair Mount
Packages

Pivot & Fixed
Chair Mount
Package
Ordering Guide

Fusion
Packages

Fusion
Package
Ordering Guide

Designer
Friendly
Colors &
Surfaces

Chairs
& Stools

Lights and
Monitor Mounts

Rear Mount
Side Delivery
Systems

Ancillary
Ordering
& Options

Control Head
Accessories

Simplified
Cuspidors &
Assistant's
Instrumentation

Simplified
Rear & Side
Delivery
Systems

Factory
Options & Parts

General
Information

Warranty

Sales Teams

Rear Mount Side Delivery Systems

Storage Organizer, Trays and Monitor Mount

Storage Organizer with Bins and Frame



Factory option model: 7010	1110-185-CS	\$795
Factory option models: 2184BC/2186BC/3486	1110-179-CS	\$680
<ul style="list-style-type: none">• Metal powder coated organizer frame• Three storage bins with removable covers• Storage dividers		

Swivel Tray



Factory option models:	1110-908-CS	\$445
2184BC/2186BC/3486/7010 requires purchase of 1110-179-CS or 1110-185-CS		
<ul style="list-style-type: none">• Inserts inside storage organizer tower• Metal powder coated tray holder• Plastic instrument tray		

Swivel Tray with Left or Right Mounting Bracket



Factory option model: 7010	1110-079-CS	\$615
Factory option models: 2184BC/2186BC/3486	1110-482-CS	\$555
<ul style="list-style-type: none">• Metal powder coated organizer frame• Three storage bins with removable covers• Storage dividers		

Swivel Tray with Left and Right Mounting Brackets



Factory option models:	1110-909-CS	\$645
<ul style="list-style-type: none">• Metal powder coated tray holder towers and brackets• Plastic instrument tray		
PRO Series and 7010 third tray addition mounts with organizer		

Monitor Mount



Monitor requirements (not included):
12 volt with power supply
Weight 8-1/4 to 13 lbs. max, width of 19"

Factory option models:	1300-025-CS	\$570
<ul style="list-style-type: none">• Inserts inside storage organizer or PRO Series procedure shelf tower• Forest's unique locking tilt mechanism with knob 1/2" pin		
PRO Series 7021 requires purchase of 0010-864-CS 7010 requires purchase of 1110-185-CS 2184BC/2186BC/3486 requires purchase of 1110-179-CS		

Pivot & Fixed
Chair Mount
Packages

Pivot & Fixed
Chair Mount
Package
Ordering Guide

Fusion
Packages

Fusion
Package
Ordering Guide

Designer
Friendly
Colors &
Surfaces

Chairs
& Stools

Lights and
Monitor Mounts

Rear Mount
Side Delivery
Systems

Ancillary
Ordering
& Options

Control Head
Accessories

Simplified
Cuspidors &
Assistant's
Instrumentation

Simplified
Rear & Side
Delivery
Systems

Factory
Options & Parts

General
Information

Warranty

Sales Teams

Forest

DELIVERY SYSTEMS



Pivot & Fixed
Chair Mount
Packages

Pivot & Fixed
Chair Mount
Package
Ordering Guide

Fusion
Packages

Fusion
Package
Ordering Guide

Designer
Friendly
Colors &
Surfaces

Chairs
& Stools

Lights and
Monitor Mounts

Rear Mount
Side Delivery
Systems

Ancillary
Ordering
& Options

Control Head
Accessories

Simplified
Cuspidors &
Assistant's
Instrumentation


Simplified
Rear & Side
Delivery
Systems

Factory
Options & Parts

General
Information

Warranty

Sales Teams



STANDARD IC

- Material: aluminum hinged lid 1/8" ABS plastic chassis with durable DR acrylic protective coating
Benefit: hinge allows quick access to controls and ancillary devices / lid and chassis are resistant to UV, impact and compatible surface cleaners / aluminum lid is strong and lightweight
- Material: electro-less nickel plated brass air and water Ts, routing valves, pneumatic control and distribution blocks
Benefit: 20 year limited warranty on all parts "under the hood" (on all control heads); refer to page 107 for warranty details
trouble-free handpiece operation
- Material: handpiece holder bar with glass-filled nylon injection molded handpiece holders
Benefit: allows for up to four handpiece positions, a syringe and ancillary touchpad at your desired angle and spacing
- Material: hinged aluminum control head lid
Benefit: available in nine two-coat powder coat paint colors
- Material: plastic chassis
Benefit: available in three carbon fiber look and two solid color finishes

EURO

- Material: whip arms rotate on nylon wheels with aluminum and brass components
Benefit: feather-touch whip movement / ultralight handpiece feel / long, trouble free life
- Material: control head swivels at its center point
Benefit: 240-degrees of control head rotation allows for beside-or over- the-patient placement
- Material: forward mounted aluminum whip arm system
Benefit: allows for greater reach of handpiece and syringe expanding control head placement options.
- Material: plastic control head lid
Benefit: available in three carbon fiber looks and two solid color finishes
- Feature: autoclavable silicone handpiece pad available in black and white
Benefit: blends with Designer Friendly® choices

Pivot & Fixed Chair Mount Packages
Pivot & Fixed Chair Mount Package Ordering Guide
Fusion Packages
Fusion Package Ordering Guide
Designer Friendly Colors & Surfaces
Chairs & Stools
Lights and Monitor Mounts
Rear Mount Side Delivery Systems
Ancillary Ordering & Options
Control Head Accessories
Simplified Cuspidors & Assistant's Instrumentation
Simplified Rear & Side Delivery Systems
Factory Options & Parts
General Information
Warranty
Sales Teams

Standard IC Delivery Unit

Standard IC

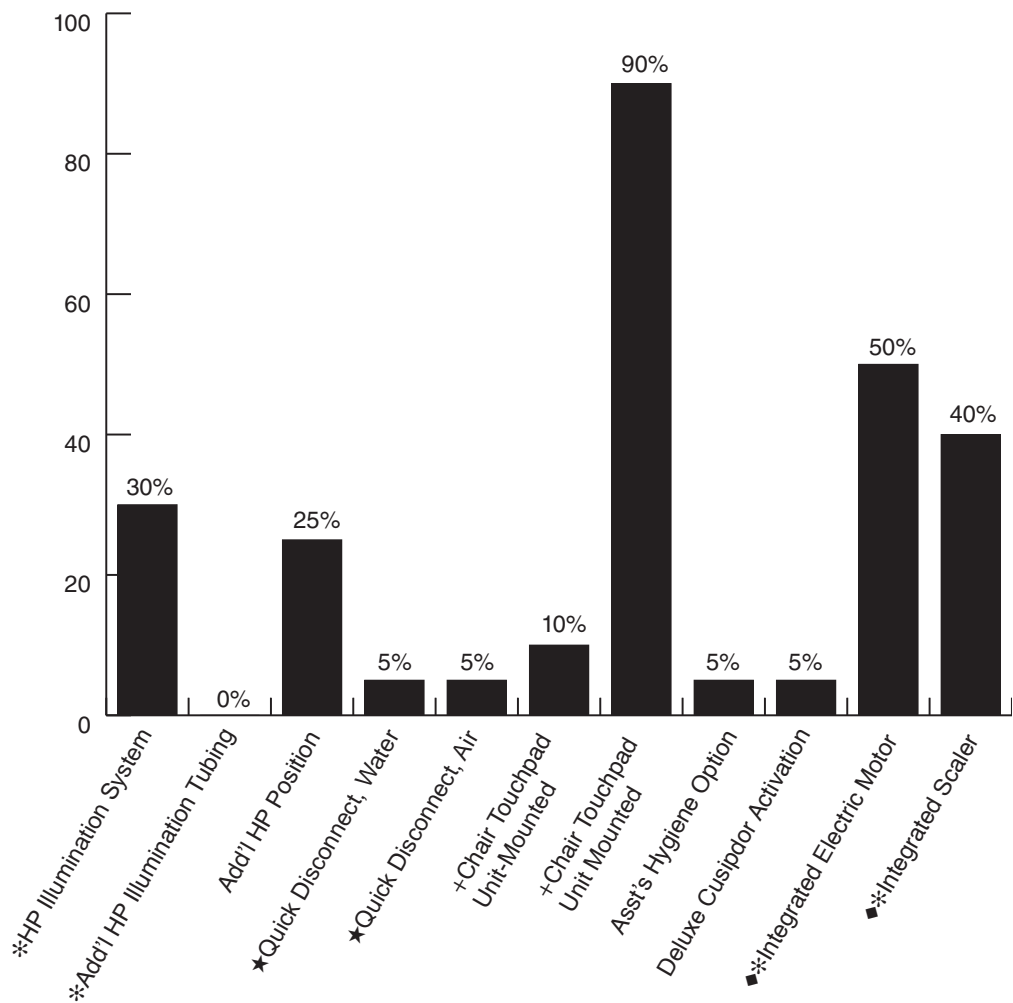
Please use graph below to determine number of ancillaries and options possible for the Standard IC.



Standard Features

- Automatic control for three handpieces
- 3-way air/water syringe with tubing, 5'
- 4-hole handpiece tubing, 5'
- pneumatic master control block with diaphragm master on/off
- individual handpiece pressure adjustment
- individual water coolant adjustment
- non-retraction water coolant
- air/water coolant adjustment
- handpiece flush
- handpiece exhaust canister/oil collector
- handle brake release function

% Standard IC Control Head Space Absorbed per Option



Please note:
If your ancillary and option choices exceed 100%, please call customer service for additional information.
* Uses existing handpiece position
★ Standard on SE and SI deliveries
+ 3900 Chair touchpad cable standard on PI and SI deliveries
◆ Two or more may require purchase of 0010-310 ancillary shelf (see page 66)

- Pivot & Fixed Chair Mount Packages
- Pivot & Fixed Chair Mount Package Ordering Guide
- Fusion Packages
- Fusion Package Ordering Guide
- Designer Friendly Colors & Surfaces
- Chairs & Stools
- Lights and Monitor Mounts
- Rear Mount Side Delivery Systems
- Ancillary Ordering & Options
- Control Head Accessories
- Simplified Cuspidors & Assistant's Instrumentation
- Simplified Rear & Side Delivery Systems
- Factory Options & Parts
- General Information
- Warranty
- Sales Teams

Euro Delivery Unit

Euro

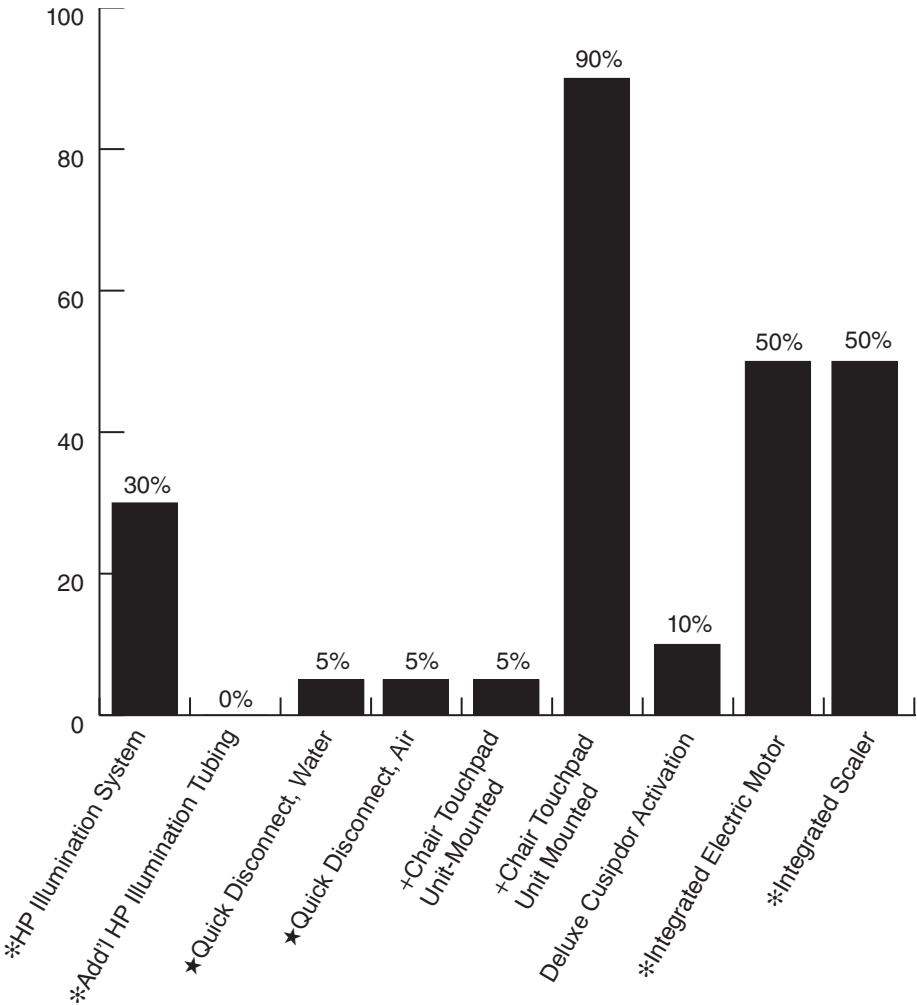
Please use graph below to determine number of ancillaries and options possible for the Euro.



Standard Features

- Automatic control for four handpieces
- 3-way air/water syringe with tubing, 3'
- 4-hole handpiece tubing, 3'
- pneumatic master control block with diaphragm
- master on/off
- individual handpiece pressure adjustment
- individual water coolant adjustment
- non-retraction water coolant
- air/water coolant adjustment
- handpiece flush
- handpiece exhaust canister/oil collector
- dual handle brake release function
- swivel instrument tray

% Euro Control Head Space Absorbed per Option



Please note:
If your ancillary and option choices exceed 100%, please call customer service for additional information.

- * Uses existing handpiece position
- ★ Standard on SE and SI deliveries
- + 3900 Chair touchpad cable standard on PI and SI deliveries

Forest Packages

Chairs & Stools

Lights and Monitor Mounts

7000 Series

Delivery Systems

Simplified

Factory Options & Parts

General Information

Equipment Warranty

Aeras Compressors

Dry Vacuums

Tanks

Wet Vacuums

Utility Room Accessories

Utility Warranty

Sales Teams

Fusion Delivery Unit

Fusion

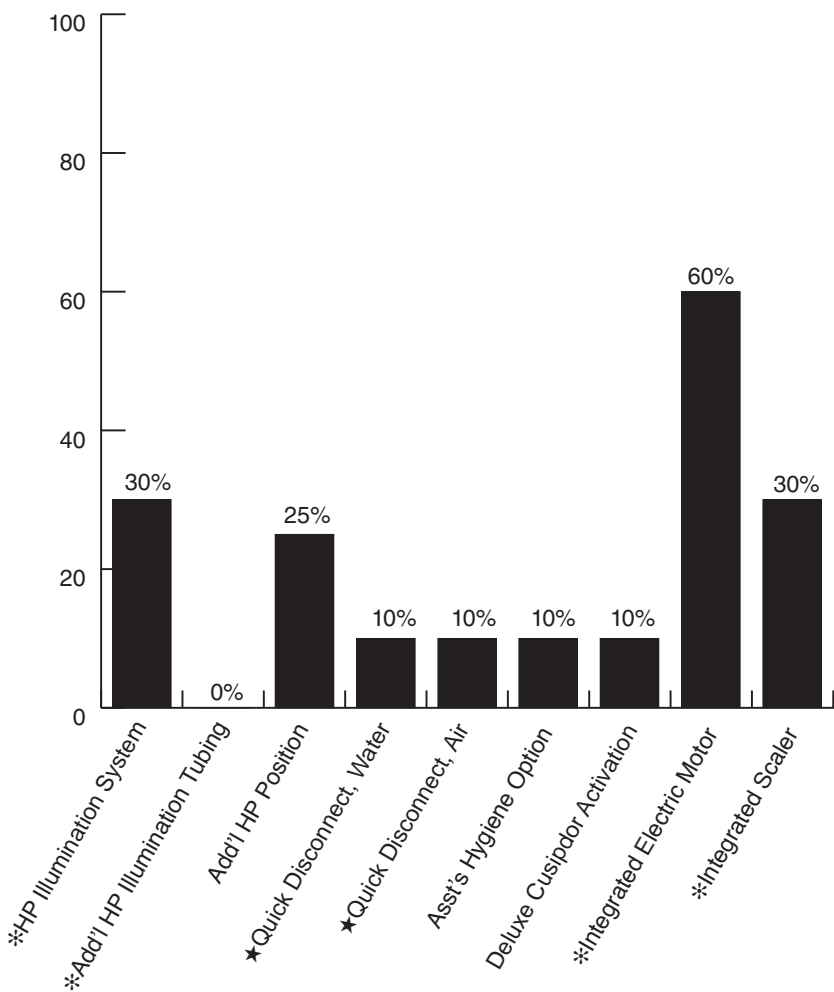
Please use graph below to determine number of ancillaries and options possible for the delivery system.



Standard Features

- Automatic control for three handpieces
- 3-way air/water syringe w/tubing, 5'
- 4-hole handpiece tubing, 5'
- pneumatic master control block w/diaphragm master on/off
- individual handpiece pressure adjustment
- individual water coolant adjustment
- non-retraction water coolant
- air coolant adjustment
- handpiece flush
- handpiece exhaust canister/oil collector
- handle brake release function

% Control Head Space Absorbed per Option



Please note:
If your ancillary and option choices exceed 100%, please call customer service for additional information.

* Uses existing handpiece position

★ Standard on SI deliveries

Pivot & Fixed Chair Mount Packages
Pivot & Fixed Chair Mount Package Ordering Guide
Fusion Packages
Fusion Package Ordering Guide
Designer Friendly Colors & Surfaces
Chairs & Stools
Lights and Monitor Mounts
Rear Mount Side Delivery Systems
Ancillary Ordering & Options
Control Head Accessories
Simplified Cuspidors & Assistant's Instrumentation
Simplified Rear & Side Delivery Systems
Factory Options & Parts
General Information
Warranty
Sales Teams

Handpiece Bundles

Save time and money with handpiece bundles

Our Star® handpiece bundles make it easy to be set up for success. Each bundle package is designed to complete a new operatory setup with easy ordering and tremendous savings.

Bundle Packages		Bundle Details	Part No	Quantity
Aeras® 500 fiber optic Bundle		Aeras 500 Elite LubeFree, fiber optic	266040	3
Part Number	268925	Aeras 500 Swivel, fiber optic	266064	1
Retail	\$5,320		Total Savings	\$1,240*
430 Torque fiber optic Bundle		430SWL Torque LubeFree, fiber optic	265890	3
Part Number	268927	LED Plug 'N Play Swivel	265646	1
Retail	\$4,900		Total Savings	\$1,260*
430 Series fiber optic Bundle		430SWL Satin LubeFree, fiber optic	268840	3
Part Number	268928	LED Plug 'N Play Swivel	265646	1
Retail	\$4,635		Total Savings	\$1,240*
430K Series fiber optic Bundle		430K LubeFree, fiber optic	262052	3
Part Number	268929		Total Savings	\$795*
Retail	\$2,940			

Aeras fiber optic bundles require 6-pin tubing configuration and fiber optic light source
All other fiber optic bundles require fiber optic light source

NOTES:
Cannot be combined with other Star promotions or discounts.
*Savings calculated off the total retail price for the individual items in each package.

Pivot & Fixed Chair Mount Packages
Pivot & Fixed Chair Mount Package Ordering Guide
Fusion Packages
Fusion Package Ordering Guide
Designer Friendly Colors & Surfaces
Chairs & Stools
Lights and Monitor Mounts
Rear Mount Side Delivery Systems
Ancillary Ordering & Options
Control Head Accessories
Simplified Cuspidors & Assistant's Instrumentation
Simplified Rear & Side Delivery Systems
Factory Options & Parts
General Information
Warranty
Sales Teams

Bundle Packages		Bundle Details	Part No	Quantity
Aeras Titan Low-Speed Bundle		Aeras Titan 20K Motor	266271	1
Part Number	268934	Titan 3 Motor To Angle Adaptor	264073	3
Retail	\$4,040	Titan LubeFree Auto Latch Angle	264146	3
		Titan 3 Straight Nose Cone	257506	1
		Titan 4-Line Swivel	260144	1
			Total Savings	\$1,045*
Titan 3 Low-Speed Bundle		Titan 3 20K Motor	262262	1
Part Number	268930	Titan 3 Motor to Angle Adaptor	264073	3
Retail	\$3,705	Titan LubeFree Auto Latch Angle	264146	3
		Titan 3 Straight Nose Cone	257506	1
		Titan 4-Line Swivel	260144	1
			Total Savings	\$1,310*
Aeras 500 non-fiber optic Bundle		Aeras 500 Elite LubeFree, non-fiber optic	266041	3
Part Number	268931	Aeras 500 Swivel, non-fiber optic	266065	1
Retail	\$4,450		Total Savings	\$1,050*
430 Torque non-fiber optic Bundle		430SWL Torque LubeFree	265891	3
Part Number	268932	LED Plug ‘N Play Swivel	265646	1
Retail	\$3,810		Total Savings	\$1,345*
430 Series non-fiber optic Bundle		430SWL Satin LubeFree	268841	3
Part Number	268933	LED Plug ‘N Play Swivel	265646	1
Retail	\$3,545		Total Savings	\$1,310*


Aeras fiber optic bundles require 6-pin tubing configuration and fiber optic light source
All other fiber optic bundles require fiber optic light source

NOTES:
Cannot be combined with other Star promotions or discounts.
*Savings calculated off the total retail price for the individual items in each package.

Pivot & Fixed Chair Mount Packages
Pivot & Fixed Chair Mount Package Ordering Guide
Fusion Packages
Fusion Package Ordering Guide
Designer Friendly Colors & Surfaces
Chairs & Stools
Lights and Monitor Mounts
Rear Mount Side Delivery Systems
Ancillary Ordering & Options
Control Head Accessories
Simplified Cuspidors & Assistant’s Instrumentation
Simplified Rear & Side Delivery Systems
Factory Options & Parts
General Information
Warranty
Sales Teams

Ancillary Products

Star ETorque™ Electric System




Factory Option STAR-ETORQUE \$5,705

Quiet and powerful, with a brushless motor reaching up to 200,000 rpm, this electric system can perform all procedures. It has a user-friendly display module that can be customized as needed and has a fully autoclavable motor. Handpiece attachments not included in price.

To order StarETorque and accessories, see the Star handpiece catalog.

Star® Titan® Blis-sonic™ Scaler



Blis-sonic SW

Blis-sonic K

Blis-sonic SW Scaler (Includes 4 line swivel, Star PN 261547) STAR-BLIS-SW \$1,540
Blis-sonic K Scaler (Fixed Backed) STAR-BLIS-K \$1,595

Universal scaler tip

- Use for all Surfaces, medium and heavy calculus

Sickle scaler tip

- Recommended for sensitive patients
- Less energetic than the Universal Tip
- Less suitable for deep root scaling

Perio scaler tip

- Recommended for lingual supragingival scaling of mandibular incisors and deep local pockets
- Provides same energy as Universal Tip

To order Titan Blis-sonic scalers and accessories, see the Star handpiece catalog.

Satelec SP



Factory option SATELEC-S \$3,000
Factory option SATELEC-S-LED \$3,750

- Uses existing handpiece position
- Satelec SP Newtron LED lit Piezo Ultrasonic Scaler w/power supply
- Color coding system ensures proper tip and power setting
- Three tips: #1, #10Z, H3 (Intro Scaling Kit)
- Tips available for periodontics, endodontics, scaling, restorative, and cavity preparation
- Cruise Control® automatically adjusts frequency amplitude
- On/off controlled by rheostat
- First ever autoclavable LED lit handpiece – 100,000 LUX
- Newtron technology means power, control and reliability
- Satelec warranty 1 year / tips 30 days from date of purchase
- Please call 800-289-6367 for warranty and technical support of the Scaler

Pivot & Fixed Chair Mount Packages
Pivot & Fixed Chair Mount Package Ordering Guide
Fusion Packages
Fusion Package Ordering Guide
Designer Friendly Colors & Surfaces
Chairs & Stools
Lights and Monitor Mounts
Rear Mount Side Delivery Systems
Ancillary Ordering & Options
Control Head Accessories
Simplified Cuspidors & Assistant's Instrumentation
Simplified Rear & Side Delivery Systems
Factory Options & Parts
General Information
Warranty
Sales Teams

Ancillary Products

Cavitron Scaler



Factory option	CAVITRON	\$5,270	
<ul style="list-style-type: none">• Uses existing handpiece position Dentsply Cavitron Magnetostrictive Ultrasonic scaler• Blue Zone® for patient comfort• SPS® (Sustained Performance System) constant balance between scaling efficiency and patient comfort• Handpiece w/330 degree swivel and lavage control (reduces cord drag)• Autoclavable Steri-mate® (infection control)• PowerLINE 1000 30K insert• Frequency 30 kHz• Cavitron warranty 2 years from date of purchase• Please call 800-289-6367 for warranty and technical support of the Scaler			

HP Illumination System, 5 Hole with NEW integrated LED bulb

HP Illumination System, 6 Pin



Factory option	1700-021-CS	\$930	
Factory option	1700-019-CS	\$930	
<ul style="list-style-type: none">• Uses existing handpiece position• Dual channel outputs individually adjustable from 2.5VDC to 4.0VDC• Accommodates one additional handpiece tubing• Illumination delay (adjustable between 0-15 seconds) can be set individually for 2 HP• Automatic activation of HP illumination w/the dental unit foot control• Simple installation into any new or existing dental unit• Indicator LEDs confirms correct operation of the control module• Powers all brands of optic handpieces and air-motors• ISO standard handpiece terminal with stainless steel nut• Handpiece tubing, (4' to 5' installed)• Power transformer, output 24VAC, 1.05 Amps• Installation hardware and instructions			

HP Illumination Tubing, 5 Hole with NEW integrated LED bulb



Factory option	0017-615-CS	\$360	
<ul style="list-style-type: none">• Used to replace power optic handpiece tubing• ISO standard power optic handpiece terminal with stainless steel nut• Handpiece tubing, (4' to 5' factory installed)			

HP Illumination Tubing, 6 Pin



Factory option	0017-603-CS	\$255	
<ul style="list-style-type: none">• Used to replace power optic handpiece tubing• ISO standard power optic handpiece terminal with stainless steel adapter and nut• Handpiece tubing, (4' to 5' factory installed)			

Pivot & Fixed Chair Mount Packages
Pivot & Fixed Chair Mount Package Ordering Guide
Fusion Packages
Fusion Package Ordering Guide
Designer Friendly Colors & Surfaces
Chairs & Stools
Lights and Monitor Mounts
Rear Mount Side Delivery Systems
Ancillary Ordering & Options
Control Head Accessories
Simplified Cuspidors & Assistant's Instrumentation
Simplified Rear & Side Delivery Systems
Factory Options & Parts
General Information
Warranty
Sales Teams

Ancillary Products

Chair Control, Touchpad, Unit-Mounted



Factory option	3914-998-CS	N/C	
• 4 programmable preset positions			

Additional Chair Control, Touchpad, Unit-Mounted (3900/3800)

Factory option	3914-999-CS	\$650	
----------------	-------------	-------	--

Assistant's Hygiene Instrumentation



Factory option	1408-CS	\$485	
• Canister with 1/2" drain			
• Mounting bracket			
• Drain tubing			
• Autoclavable standard HVE w/tubing, 5'			
• Autoclavable saliva ejector w/tubing, 5'			
• Standard vacuum holder			
• Universal holder			
• Installed on Standard IC and Value control heads (not available on Euro)			

Ancillary Shelf



Factory option	0010-310	\$175	
• Accommodates additional ancillary products			
• Designed for easy access to installed devices			
• Powder coated aluminum			
• Installed on Standard IC control head only			

Pivot & Fixed Chair Mount Packages
Pivot & Fixed Chair Mount Package Ordering Guide
Fusion Packages
Fusion Package Ordering Guide
Designer Friendly Colors & Surfaces
Chairs & Stools
Lights and Monitor Mounts
Rear Mount Side Delivery Systems
Ancillary Ordering & Options
Control Head Accessories
Simplified Cuspidors & Assistant's Instrumentation
Simplified Rear & Side Delivery Systems
Factory Options & Parts
General Information
Warranty
Sales Teams

Forest

SIMPLIFIED



Pivot & Fixed Chair Mount Packages
Pivot & Fixed Chair Mount Package Ordering Guide
Fusion Packages
Fusion Package Ordering Guide
Designer Friendly Colors & Surfaces
Chairs & Stools
Lights and Monitor Mounts
Rear Mount Side Delivery Systems
Ancillary Ordering & Options
Control Head Accessories
Simplified Cuspidors & Assistant's Instrumentation
Simplified Rear & Side Delivery Systems
Factory Options & Parts
General Information
Warranty
Sales Teams

Pivot & Fixed Chair Mount Packages
Pivot & Fixed Chair Mount Package Ordering Guide
Fusion Packages
Fusion Package Ordering Guide
Designer Friendly Colors & Surfaces
Chairs & Stools
Lights and Monitor Mounts
Rear Mount Side Delivery Systems
Ancillary Ordering & Options
Control Head Accessories
Simplified Cuspidors & Assistant's Instrumentation
Simplified Rear & Side Delivery Systems
Factory Options & Parts
General Information
Warranty
Sales Teams

ORDERING EQUIPMENT MADE EASY

SIMPLIFIED

Too many options can sometimes be overwhelming. That's why this select product offering has just two color choices. That will make upgrading a treatment room or matching existing equipment easy.



Pivot & Fixed Chair Mount Packages
Pivot & Fixed Chair Mount Package Ordering Guide
Fusion Packages
Fusion Package Ordering Guide
Designer Friendly Colors & Surfaces
Chairs & Stools
Lights and Monitor Mounts
Rear Mount Side Delivery Systems
Ancillary Ordering & Options
Control Head Accessories
Simplified Cuspidors & Assistant's Instrumentation
Simplified Rear & Side Delivery Systems
Factory Options & Parts
General Information
Warranty
Sales Teams

Ordering Forest Equipment Made Easy

Simplified

Too many options can sometimes be overwhelming. That’s why this select product offering has just two color choices. You can make upgrading a treatment room or matching existing equipment easy.

Fixed Mount with Sidebox, External Umbilical

Choose Your Control Head



Fusion Control Head

Pnuematic 3 HP Syringe
Part Number 4295SE
Retail Price \$9,080



Standard IC Control Head

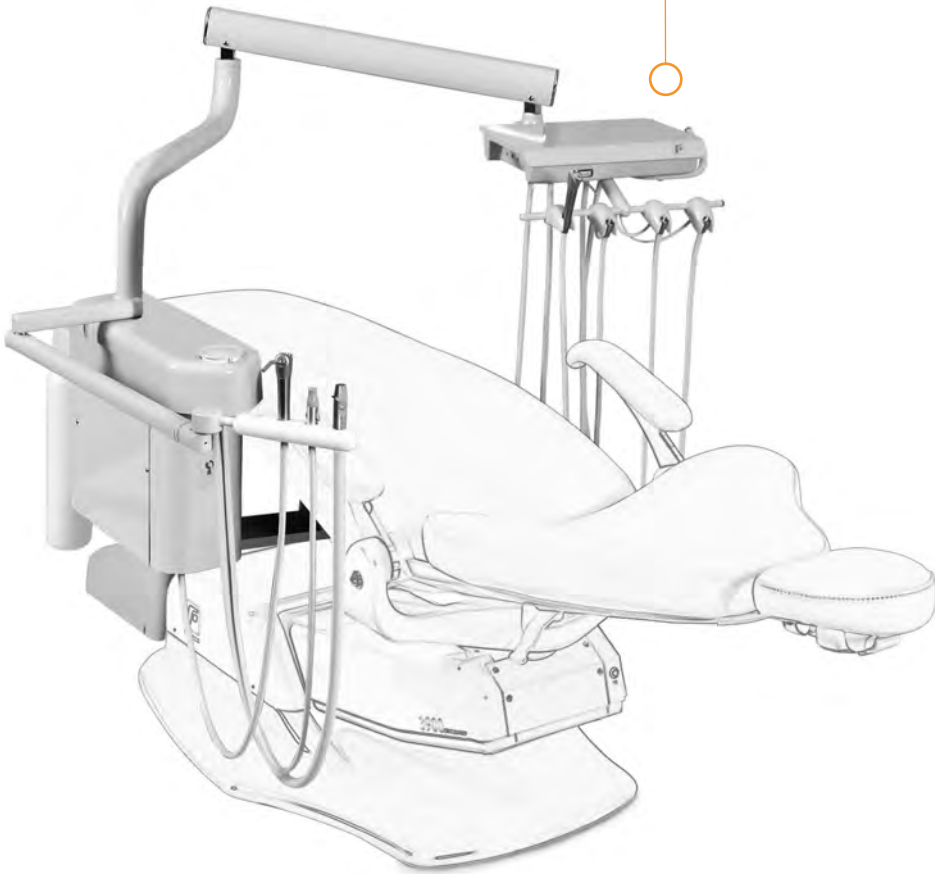
Pnuematic 3 HP Syringe
Part Number 4485SE
Retail Price \$9,975



Euro Control Head

Pnuematic 4 HP Syringe
Part Number 4987SE
Retail Price \$11,725

Delivery Systems can be mounted on any 2" fixed post mount brand of chair



Optional Equipment Choose One:

○ 1577 + \$2,030
Cuspidor, Deluxe
(Sidebox comes with delivery)



○ 1679 + \$1,220
Cuspidor, Basic
(Sidebox comes with delivery)



○ 9083 + \$2,790
Light, Halogen
○ 1110-900 + \$275
Light Post



○ 9078 + \$3,455
Light, LED
○ 1110-900 + \$275
Light Post



○ 9073 + \$3,955
Light, LED
○ 1110-900 + \$275
Light Post



Pivot & Fixed Chair Mount Packages
Pivot & Fixed Chair Mount Package Ordering Guide
Fusion Packages
Fusion Package Ordering Guide
Designer Friendly Colors & Surfaces
Chairs & Stools
Lights and Monitor Mounts
Rear Mount Side Delivery Systems
Ancillary Ordering & Options
Control Head Accessories
Simplified Cuspidors & Assistant's Instrumentation
Simplified Rear & Side Delivery Systems
Factory Options & Parts
General Information
Warranty
Sales Teams

Standard Features	Factory Options	Part No	Retail	Price	Pivot & Fixed Chair Mount Packages
Delivery System Choice of Control Head Automatic control for handpieces 3-way air/water syringe with tubing, 5' (Euro tubing 3') 4-hole handpiece tubing, 5' (Euro tubing 3') pneumatic master control block w/diaphragm master on/off individual handpiece pressure adjustment individual water coolant adjustment non-retraction water coolant air coolant adjustment handpiece flush handpiece exhaust canister/oil collector single handle brake release function dual handle brake release function (Euro) swivel instrument tray (Euro) wet/dry foot control - Shadow powder coat standard Flexible control arm with pneumatic brake vertical travel 28" / horizontal travel 62" Sidebox with self-contained clean water system w/ quick disconnect, single bottle, 1 1/2 liter electrical outlet/UL Water quick disconnect 1/4" w/flow control Air quick disconnect 3/8" w/flow control Toggle valve for city/bottle water routing Telescoping arm with swivel quad holder bar Central vacuum accessory package central vacuum canister with disposable solids collector 3-way air/water syringe w/tubing, 5' autoclavable standard HVE lever valve w/tubing, 5' autoclavable saliva ejector lever valve w/tubing, 5' External umbilical, 5' Deluxe utility center air pressure regulator w/filter master air shut-off valve ! Chair adapter sold separately	DELIVERY SYSTEM Factory Installed STAR ETorque Electric System Handpiece illumination system One handpiece (5-hole), accommodates 1 add'l tubing Add'l handpiece illumination tubing (5-hole) One handpiece (6-pin), accommodates 1 add'l tubing Add'l handpiece illumination tubing (6-pin) ! Ancillaries use existing handpiece position (see page 65) Write in selection here _____ Write in selection here _____ ! Handpiece Bundle option (see pages 148-149) Write in selection here _____ Additional handpiece position, wet (4485) Additional handpiece position, air drive only (4485) Swivel tray, arm-mounted (over control head) Less sidebox telescoping arm and assistant's instrumentation Chrome accents Additional autoclavable standard HVE with tubing, 5' & autoclavable oral dry cup Hands-Free HVE, see page 86, Write in selection here _____ Additional umbilical (maximum 9 feet) (per foot) 3800/3900 chair fixed 2" post mount chair adapter Δ non 3800/3900 2" post mount chair adapter, fixed (Only sold with unit) (specify chair make and model; non-cancellable/non-returnable) CUSPIDOR , (sold only with delivery) DELUXE OR BASIC Deluxe cuspidor unit mount activation (1577) LIGHT, HALOGEN (mounting options, see page 39) OR LED OR LED •! Light post (specify light make/model) Light post, 44" (Forest) Light post, 44" (Pelton & Crane) MONITOR MOUNT ASSEMBLY (monitor screen not included) (see page 43) Ring mount (used with light post) Top post mount (used with monitor post) • Monitor post (for top post mount)	* STAR-ETORQUE 1700-021-CS 0017-615-CS 1700-019-CS 0017-603-CS _____ _____ _____ 1100-189-CS 1100-190-CS 1110-468 1400-000-CS 9000-998-CS 1400-113-CS _____ 1115-999-CS 1115-195 1115-099-CA _____ _____ 1100-480-CS _____ _____ _____ 1110-900 1110-890 _____ 1300RM 1300TPM 1331-998	PRICE : _____ \$5,705 _____ \$930 _____ \$360 _____ \$930 _____ \$255 _____ _____ _____ _____ \$540 _____ \$270 _____ \$440 _____ \$-350 _____ \$180 _____ \$125 _____ \$470 _____ \$45 _____ \$565 _____ \$745 _____ \$2,030 _____ \$1,220 _____ \$345 _____ \$2,790 _____ \$3,455 _____ \$3,955 _____ \$275 _____ \$275 _____ \$1,260 _____ \$1,260 _____ \$275 _____ TOTAL _____	Pivot & Fixed Chair Mount Package Pivot & Fixed Chair Mount Package Ordering Guide Fusion Packages Fusion Package Package Ordering Guide Designer Friendly Colors & Surfaces Chairs & Stools Lights and Monitor Mounts Rear Mount Side Delivery Systems Ancillary Ordering & Options Control Head Accessories	
Deluxe Cuspidor 1577 One-piece ceramic bowl with touch lever water activator Automatic cup fill Timed bowl rinse					Simplified Cuspidors & Assistant's Instrumentation
Basic Cuspidor 1679 Removable ceramic bowl Manual cup fill Timed bowl rinse					
Equipment dimensions, see page 94 Shipping weight estimate: 4295SE & 4485SE Delivery Units 105 lb / 48 kg 4987SE Delivery Unit 110 lb / 50 kg	4295SE AVAILABLE IN FOREST GREY ONLY UNIT PLASTIC FINISHES: POWDER COAT PAINT FINISHES:	 <			

Fixed Mount without Sidebox, External Umbilical

Choose Your Control Head



Fusion Control Head

Pnuematic 3 HP Syringe
Part Number 4295FE
Retail Price \$7,560



Standard IC Control Head

Pnuematic 3 HP Syringe
Part Number 4485FE
Retail Price \$7,025



Euro Control Head

Pnuematic 4 HP Syringe
Part Number 4987FE
Retail Price \$8,520

Delivery Systems can be mounted on any 2" fixed post mount brand of chair



Optional Equipment Choose One:

○ 1075FE + \$1,205
Assistant's Telescoping Arm with Instrumentation



○ 1636FE + \$ 1,745
Cuspidor, Basic



○ 1637FE + \$ 2,305
Cuspidor, Basic with Assistant's Instrumentation



○ 9083 + \$2,790
Light, Halogen
○ 1110-820 + \$440
Light Post



○ 9078 + \$3,455
Light, LED
○ 1110-820 + \$440
Light Post



○ 9073 + \$3,955
Light, LED
○ 1110-820 + \$440
Light Post



Pivot & Fixed Chair Mount Packages
Pivot & Fixed Chair Mount Package Ordering Guide
Fusion Packages
Fusion Package Ordering Guide
Designer Friendly Colors & Surfaces
Chairs & Stools
Lights and Monitor Mounts
Rear Mount Side Delivery Systems
Ancillary Ordering & Options
Control Head Accessories
Simplified Cuspidors & Assistant's Instrumentation
Simplified Rear & Side Delivery Systems
Factory Options & Parts
General Information
Warranty
Sales Teams

Rear Beneath Shelf or Work Surface Mount



Model 1284 - Mounts under floating work surface

Shown with optional Clean Water System 1700-312 not included in price Assistant's Utilities 1115-008 sold separately

Part Number 1284
Retail Price \$1,465

Model 1286 - Mounts beneath shelf

Optional Clean Water System 1700-312 and Assistant's Utilities 1115-008 sold separately

Part Number 1286
Retail Price \$1,580

Standard Features	Factory Options	Part No	Retail	Price
Horizontal Assistant's Delivery System 1284/1286 Central vacuum accessory package, swing mount arm-mounted central vacuum canister w/disposable solids collector 3-way air/water syringe w/tubing, 5' autoclavable standard HVE lever valve w/ tubing, 5' autoclavable saliva ejector lever valve w/ tubing, 5' Horizontal surface mount Link assembly, arm to plate (1286) External umbilical, 7'	DELIVERY SYSTEM Additional autoclavable standard HVE with tubing, 5' & autoclavable oral dry cup Hands-free HVE, see page 86, Write in selection here Slide mount, 7 5/8" extension (1284) ! Standard utility center housing & cover ! Self-contained clean water system with quick disconnect, single bottle ! Assistant's air shut-off & regulator utility center w/o housing & cover	MODEL CHOICE 1400-113-CS 1700-142 1115-020 1700-312 1115-008	PRICE : \$125 \$470 \$370 \$190 \$360 \$300	 TOTAL
	! Often overlooked			

⚠ WARNING: Isolated water sources (as opposed to city water hook-up) are highly recommended to allow full control of the source and quality of water circulating through the syringe and cuspidor water lines. If you do not have a water quality protocol, the optional self-contained water system allows you to isolate this product from the municipal water supply, however, it requires monitoring, maintenance and disinfection of the water lines, reservoir water bottle and source water.

! Simplified Surface Treatments

Mounting plate dimensions, see page 97
Shipping weight estimate:
1284 12 lb / 5 kg
1286 14 lb / 6 kg

- UNIT PLASTIC FINISHES: ☐ Forest Grey
- POWDER COAT PAINT FINISHES: ☐ Forest Grey

Pivot & Fixed Chair Mount Packages
Pivot & Fixed Chair Mount Package Ordering Guide
Fusion Packages
Fusion Package Ordering Guide
Designer Friendly Colors & Surfaces
Chairs & Stools
Lights and Monitor Mounts
Rear Mount Side Delivery Systems
Ancillary Ordering & Options
Control Head Accessories
Simplified Cuspidors & Assistant's Instrumentation
Simplified Rear & Side Delivery Systems
Factory Options & Parts
General Information
Warranty
Sales Teams

Simplified Rear and Side Delivery Systems

Side Cabinet & Wall Mount



Model 3235

12" Rigid Arm Cabinet Mount

Part Number	3235
Retail Price	\$5,745



Model 3230

22" Rigid Arm Wall Mount

Part Number	3230
Retail Price	\$5,935

Standard Features	Factory Options	Part No	Retail	Price
Doctor Standard IC Delivery System 3235/3230	DELIVERY SYSTEM	MODEL CHOICE		PRICE :
Standard IC control head	Factory Installed STAR ETorque Electric System	STAR-ETORQUE	\$5,705	
automatic control for three handpieces	Handpiece Illumination System			
3-way air/water syringe w/tubing, 5'	One handpiece (5-hole), accommodates			
4-hole handpiece tubing, 5'	1 add'l tubing	1700-021-CS	\$930	
pneumatic master control block w/diaphragm	Add'l handpiece illumination tubing (5-hole)	0017-615-CS	\$360	
master on/off	One handpiece (6-pin), accommodates			
individual handpiece pressure adjustment	1 add'l tubing	1700-019-CS	\$930	
individual water coolant adjustment	Add'l handpiece illumination tubing (6-pin)	0017-603-CS	\$255	
non-retraction water coolant	Assistant's hygiene instrumentation	1408-CS	\$485	
air coolant adjustment	(control head mount)			
handpiece flush	Quick disconnect with flow control, 1/4"	0016-455-CS	\$190	
handpiece exhaust canister/oil collector	(specify air or water)			
single handle brake release function	Swivel tray, arm-mounted (over control head)	1110-468	\$440	
self-contained clean water system w/quick	Standard utility center housing & cover (3235)	1115-020	\$190	
disconnect, single bottle, 1 1/2 liter	Additional umbilical (per foot)	1115-999-CS	\$45	
wet/dry foot control - Shadow powder coat standard	Routing valve kit with water shutoff &	1115-315-CS	\$385	
Flexible control arm w/pneumatic brake (3235)	regulator/factory installation			
cabinet vertical mount 12" rigid arm & 18" flex arm	Wall mount panel, 16" x 18"	1110-586-CS	\$450	
Flexible control arm w/pneumatic brake (3230)				
wall vertical mount 22" rigid arm & 18" flex arm				
External umbilical, 5'				
Standard utility center housing and cover (3230)				
Air pressure regulator w/filter				
Master air shut-off valve				TOTAL

! Often overlooked

! Simplified Surface Treatments

Mounting plate dimensions, see page 107
Shipping weight estimate:
3235, 3230 50 lb / 23 kg

- UNIT PLASTIC FINISHES:

☐ Forest Grey
- POWDER COAT PAINT FINISHES:

☐ Forest Grey

Pivot & Fixed Chair Mount Packages
Pivot & Fixed Chair Mount Package Ordering Guide
Fusion Packages
Fusion Package Ordering Guide
Designer Friendly Colors & Surfaces
Chairs & Stools
Lights and Monitor Mounts
Rear Mount Side Delivery Systems
Ancillary Ordering & Options
Control Head Accessories
Simplified Cuspidors & Assistant's Instrumentation
Simplified Rear & Side Delivery Systems
Factory Options & Parts
General Information
Warranty
Sales Teams

Mobile Carts



Part Number	5350
Retail Price	\$4,890



Shown with optional swivel tray,
arm mounted 1110-731



Part Number	5355
Retail Price	\$5,325

Standard Features	Factory Options	Part No	Retail	Price
Doctor Standard IC Cart 5350	DELIVERY SYSTEM	MODEL CHOICE		PRICE :
Standard IC Control Head	Factory Installed STAR ETorque Electric System	STAR-ETORQUE	\$5,705	
automatic control for three handpieces	Handpiece Illumination System			
3-way air/water syringe w/tubing, 4'	One handpiece (5-hole), accommodates 1 add'l tubing	1700-021-CS	\$930	
4-hole handpiece tubing, 4'	Add'l handpiece illumination tubing (5-hole)	0017-615-CS	\$360	
pneumatic master control block w/diaphragm	One handpiece (6-pin), accommodates 1 add'l tubing	1700-019-CS	\$930	
master on/off	Add'l handpiece illumination tubing (6-pin)	0017-603-CS	\$255	
individual handpiece pressure adjustment	Additional standard autoclavable HVE			
individual water coolant adjustment	with tubing, 5' & autoclavable oral dry cup (5355)	1400-113-CS	\$125	
non-retraction water coolant	Hands-Free HVE, see page 86, Write in selection here		\$470	
air coolant adjustment	Quick disconnect with flow control, 1/4"	0016-455-CS	\$190	
handpiece flush	(specify air or water)			
handpiece exhaust canister/oil collector	Swivel tray, arm-mounted	1110-731	\$440	
self-contained clean water system w/quick	Foot control support shelf, clamps to 2" base	0023-665	\$235	
disconnect, single bottle 1 1/2 liter	Additional umbilical (per foot)	1115-999-CS	\$45	
wet/dry foot control - Shadow powder coat standard	Routing valve kit with water shutoff & regulator/factory installation	1115-315-CS	\$385	
Adjustable height frame				
Twin wheel hard floor casters				
External 7' umbilical				
Standard utility center housing and cover				
Air pressure regulator w/filter				
Master air shut-off valve				TOTAL
Duo Standard IC Cart 5355	! Often overlooked			
Same as above, w/additional features:				
Central vacuum canister w/disposable solids collector				
autoclavable standard HVE lever valve w/tubing, 5'				
autoclavable saliva ejector lever valve w/tubing, 5'				

Equipment dimensions, see page 108
Shipping weight estimate:
5350 50 lb / 23 kg
5355 55 lb / 25 kg

Simplified Surface Treatments	
UNIT PLASTIC FINISHES:	<input type="radio"/> Forest Grey
POWDER COAT PAINT FINISHES:	<input type="radio"/> Forest Grey

- Pivot & Fixed Chair Mount Packages
- Pivot & Fixed Chair Mount Package Ordering Guide
- Fusion Packages
- Fusion Package Ordering Guide
- Designer Friendly Colors & Surfaces
- Chairs & Stools
- Lights and Monitor Mounts
- Rear Mount Side Delivery Systems
- Ancillary Ordering & Options
- Control Head Accessories
- Simplified Cuspidors & Assistant's Instrumentation
- Simplified Rear & Side Delivery Systems**
- Factory Options & Parts
- General Information
- Warranty
- Sales Teams

Standard Chair Adapters - for 2” Post

3900/3800 fixed accommodates external umbilical	1115-195	\$565	_____
---	----------	-------	-------

Monitor Posts - 2” Diameter with Oilite Bushing

(used with 1300TPM)

30” with dual slot, fixed sidebox mount	1331-998	\$275	_____
30” with slot & post clamp, fixed mount	1331-997	\$440	_____

Light Posts - 2” with Light Bushing

35” fixed (includes post clamp)			
Forest	1110-820	\$440	_____
Pelton & Crane	1110-822	\$440	_____
44” fixed			
Forest	1110-794	\$275	_____
Pelton & Crane	1110-785	\$275	_____
44” fixed with slot (for monitor cord)			
Forest	1110-050	\$275	_____
44” fixed with slot (sidebox access)			
Forest	1110-900	\$275	_____
Pelton & Crane	1110-890	\$275	_____
44” fixed with dual slot (for monitor cord & sidebox access)			
Forest	1110-170	\$275	_____

Pivot & Fixed Chair Mount Packages
Pivot & Fixed Chair Mount Package Ordering Guide
Fusion Packages
Fusion Package Ordering Guide
Designer Friendly Colors & Surfaces
Chairs & Stools
Lights and Monitor Mounts
Rear Mount Side Delivery Systems
Ancillary Ordering & Options
Control Head Accessories
Simplified Cuspidors & Assistant’s Instrumentation
Simplified Rear & Side Delivery Systems
Factory Options & Parts
General Information
Warranty
Sales Teams



250 Watt (Universal Power Supply)

Used when two or more ancillary devices are ordered with a Forest
Operator Light (excluding the 3900 soft-touch massager power source)

- Provides power for MULTIPLE electrical accessories such as: fiber-optics operator lights, scalers, curing lights, and electric micro motors
- Size: 7.5" - 5.5" - 2.5". Easily fits in all Forest floor boxes
- Quick disconnect connectors for all of Forest ancillary products
- Available in both 230 volt and 110 volt
- Auto-resettable Klaxon switch: inbuilt over current and over temperature protection, eliminating the need for manually changing fuses or circuit breakers

Please note: built in air-electric switch, power source turns on/off w/pilot air only

Handpiece Illumination System,
5 hole with NEW integrated LED bulb

Factory option 1700-021-CS \$930

Handpiece Illumination System, 6 Pin

Factory option 1700-019-CS \$930

- Dual channel outputs individually adjustable from 2.5VDC to 4.0VDC
- Accommodates one additional handpiece tubing
- Illumination delay (adjustable between 0-15 seconds) can be set individually for two handpieces
- Automatic activation of handpiece illumination w/the dental unit foot control
- Simple installation into any new or existing dental unit
- Indicator LED's confirms correct operation of the control module
- Powers all brands of optic handpieces and air-motors
- ISO standard handpiece terminal w/stainless steel nut
- Handpiece tubing, 7' long (4' to 5' installed)
- Power transformer, output 24VAC, 1.05 Amps
- Installation hardware and instructions



Handpiece Illumination Tubing,
5 hole with NEW integrated LED bulb

Factory option 0017-615-CS \$360

Used to replace power optic handpiece tubing

- ISO standard power optic handpiece terminal w/stainless steel nut
- Handpiece tubing, 7' (4' to 7' factory installed)



Handpiece Illumination Tubing, 6 pin

Factory option 0017-603-CS \$255

Used to replace power optic handpiece tubing

- ISO standard power optic handpiece terminal w/stainless steel adapter and nut
- Handpiece tubing, 7' (4' to 7' factory installed)





Standard Deluxe Air/Water Syringe with Quick-release Tip

Factory option	1109-010	\$115	_____
with Sheathed Tubing Assembly, 5'			
Sterling	1107-755	\$180	_____
Shadow	1107-755-SH	\$180	_____
Black	1107-755-BLK	\$180	_____

Straight deluxe Air/Water Syringe with Quick-release Tip

Factory option	1109-025	\$145	_____
with Sheathed Tubing Assembly, 4'			
Sterling	1109-585-STG	\$200	_____
Shadow	1109-585-SHW	\$200	_____
Black	1109-585-BLK	\$200	_____

Standard Deluxe One Button Syringe with Quick-release Tip

Factory option	1109-035	\$140	_____
with Sheathed Tubing Assembly, 5'			
Sterling	1109-485-STG	\$230	_____
Shadow	1109-485-SHW	\$230	_____
Black	1109-485-BLK	\$230	_____



Additional HVE with Tubing 5' and Autoclavable Oral Dry Cup

Factory option	1400-113-CS	\$125	_____
• Standard vacuum valve			
Oral dry cup only	1400-010	\$22	_____



Hands-Free HVE Chair-Mounted Flexible HVE Holder w/ HVE and 6' Tubing

Factory options			
White Holder Arm w/Sterling HVE Tubing	1400-279-STG	\$470	_____
White Holder Arm w/Grey HVE Tubing	1400-279-GRY	\$470	_____
Black Holder Arm w/Shadow HVE Tubing	1400-279-SHW	\$470	_____
Black Holder Arm w/Black HVE Tubing	1400-279-BLK	\$470	_____
Oral dry cup (pictured above)	1400-010	\$22	_____



Dual Articulating Quad Holder Assembly

Factory option	0024-227-CS	\$340	_____
4 standard, 4 universal, White	0024-227	\$410	_____
4 standard, 4 universal, Forest Grey	0024-227-G	\$410	_____
4 standard, 4 universal, Designer Friendly® (specify color)	0024-227-C	\$410	_____
8 universal, White	0024-224	\$410	_____
8 universal, Forest Grey	0024-224-G	\$410	_____
8 universal, Designer Friendly (specify color)	0024-224-C	\$410	_____



Support Shelf

Factory option	0023-665	\$235	_____
Forest Grey	0023-665-G	\$235	_____

- Provides adequate support for use of foot control while allowing cart mobility.

Pivot & Fixed Chair Mount Packages
Pivot & Fixed Chair Mount Package Ordering Guide
Fusion Packages
Fusion Package Ordering Guide
Designer Friendly Colors & Surfaces
Chairs & Stools
Lights and Monitor Mounts
Rear Mount Side Delivery Systems
Ancillary Ordering & Options
Control Head Accessories
Simplified Cuspidors & Assistant's Instrumentation
Simplified Rear & Side Delivery Systems
Factory Options & Parts
General Information
Warranty
Sales Teams



Contoured Utility Center Housing and Cover

Factory option	3900-101	\$555	_____
Forest Grey	3900-101-G	\$555	_____
Shadow	3900-101-SH	\$555	_____
Designer Friendly® (specify color)	3900-101-C	\$675	_____

Complete Contoured Utility Center

Factory option	3900-102	\$1,005	_____
Forest Grey	3900-102-G	\$1,005	_____
Shadow	3900-102-SH	\$1,005	_____
Designer Friendly (specify color)	3900-102-C	\$1,130	_____
<ul style="list-style-type: none">• Air and water pressure regulator w/filter• Master air and water shut-off valves			



Deluxe Utility Center Housing and Cover

Forest Grey	1115-007-G	\$305	_____
Shadow	1115-007-SH	\$305	_____
Black	1115-007-BLK	\$305	_____
White	1115-007-WH	\$305	_____

- Rear umbilical access

Forest Grey	1115-009-G	\$305	_____
Shadow	1115-009-SH	\$305	_____
Black	1115-009-BLK	\$305	_____
White	1115-009-WH	\$305	_____

- Right umbilical access

Complete Deluxe Utility Center

Forest Grey	1115-005-G	\$870	_____
Shadow	1115-005-SH	\$870	_____
Black	1115-005-BLK	\$870	_____
White	1115-005-WH	\$870	_____

- Rear umbilical access
- Air and water pressure regulator w/filter
- Master air and water shut-off valves



Standard Utility Center Housing and Cover

Factory option	1115-020	\$190	_____
Forest Grey	1115-020-G	\$190	_____
Designer Friendly (specify color)	1115-020-C	\$190	_____

Complete Standard Utility Center

Factory option	1115-001	\$645	_____
Forest Grey	1115-001-G	\$645	_____
Designer Friendly (specify color)	1115-001-C	\$645	_____

- Air and water pressure regulator w/ filter
- Master air and water shut-off valves



Recessed utility center housing and cover

1115-305	\$365	_____
----------	-------	-------

Pivot & Fixed Chair Mount Packages
Pivot & Fixed Chair Mount Package Ordering Guide
Fusion Packages
Fusion Package Ordering Guide
Designer Friendly Colors & Surfaces
Chairs & Stools
Lights and Monitor Mounts
Rear Mount Side Delivery Systems
Ancillary Ordering & Options
Control Head Accessories
Simplified Cuspidors & Assistant's Instrumentation
Simplified Rear & Side Delivery Systems
Factory Options & Parts
General Information
Warranty
Sales Teams



**Tray Holder Assembly, Use with 1095/1295
Rear Pivot Assistant's Instrumentation**

Factory option	1110-680	\$730	_____
Forest Grey	1110-680-G	\$730	_____
Designer Friendly® (specify color)	1110-680-C	\$730	_____

- Includes:
- Pivoting powder coated tray holder, 9 3/4" x 13 1/2"
 - Clamp assembly adapts to 1 1/2" horizontal or vertical post



Swivel Bracket

**Slide with Swivel 7 5/8" Extension,
use w/1284, 2184, 2400, MT's**

Factory option (2400/MT's)	1700-140	\$370	_____
Forest Grey (2400/MT's)	1700-140-G	\$370	_____
Factory option (1284, 2184) (Does not include swivel bracket)	1700-142	\$370	_____



Folding Arm Assembly, use with 2400, MT's


Factory option	1110-115-CS	\$440	_____
Forest Grey	1110-115-G	\$440	_____

- Includes:
- 8" folding arm with 1/2" pin and umbilical retainer
 - 4" x 4" wall mounting plate which accepts 1/2" pin
 - 12" folding arm with 1/2" pin and umbilical retainer
 - Control mount with 1/2" pin



Universal Heavy Duty Mounting Plate

10" x 24" beneath counter	0010-084-BLK	\$430	_____
11" x 14 1/2" beneath counter	0010-086-BLK	\$260	_____
10" x 24" in lieu of 11" x 14 1/2"	0010-084-CS	\$170	_____



26" Rigid with 24" Flexible Arm In Lieu of Top Post Mount

Factory option	1110-771-RM	\$135	_____
----------------	-------------	-------	-------

22" Rigid with 18" Flexible Arm In Lieu of Top Post Mount

Factory option	1110-536-RM	\$135	_____
----------------	-------------	-------	-------

26" Rigid With 18" Flexible Arm In Lieu Of Top Post Mount

Factory option	1110-537-RM	\$135	_____
----------------	-------------	-------	-------

- Designed for use with 2" diameter post.



Floating Work Surface Arm Assembly, 20"

Forest Grey	0023-815-G	\$980	_____
Designer Friendly (specify color)	0023-815-C	\$980	_____

Pivot & Fixed Chair Mount Packages
Pivot & Fixed Chair Mount Package Ordering Guide
Fusion Packages
Fusion Package Ordering Guide
Designer Friendly Colors & Surfaces
Chairs & Stools
Lights and Monitor Mounts
Rear Mount Side Delivery Systems
Ancillary Ordering & Options
Control Head Accessories
Simplified Cuspidors & Assistant's Instrumentation
Simplified Rear & Side Delivery Systems
Factory Options & Parts
General Information
Warranty
Sales Teams



Flow Control

Quick Disconnects

1/4" Female and Male QD with Flow Control			
Factory Installed	0016-454-CS	\$190	_____
1/4" Female QD with flow control, black/grey/shadow/white			
Dealer Installed	0016-454-BLK /-G /-SH /-WH	\$150	_____
1/4" Female and Male QD With Flow Control, Arm and Control Head Mount			
Factory Installed	0016-455-CS	\$190	_____
1/4" Female QD with Flow Control, Arm and Control Head Mount, Black /Grey			
Dealer Installed	0016-455-BLK /-G	\$150	_____
3/8" Female and Male QD With Flow Control, Factory Installed			
Factory Installed	0016-456-CS	\$190	_____
3/8" Female QD with Flow Control, Black /Grey/Shadow/White			
Dealer Installed	0016-456-BLK /-G /-SH /-WH	\$150	_____



Water Shut-Off
and Regulator

Routing Valve Kits

— Check with Local Authorities About Installation Requirements			
Factory installed with water shut-off and regulator	1115-315-CS	\$385	_____
Factory installed without water shut-off and regulator	1115-316-CS	\$185	_____
Dealer Installed Includes:			
Toggle Valve/Bracket/Tubing/Water Shut-Off/Regulator			
black / grey / shadow / white	1115-310-BLK / -G / -SH / -WH	\$325	_____
Dealer Installed Includes: Toggle Valve, Bracket, And Tubing			
black / grey / shadow / white	1115-312-BLK / -G / -SH / -WH	\$93	_____



1100-431



1100-423

High Density Bottle

1 1/2" liter with quick disconnect adapter	1100-431	\$93	_____
1 1/2" liter with quick disconnect upgrade kit	1100-423	\$140	_____
For use with clean water system			
• Opaque bottle			
• High Density Polyethylene (HDPE)			

Pivot & Fixed
Chair Mount
Packages

Pivot & Fixed
Chair Mount
Package
Ordering Guide

Fusion
Packages

Fusion
Package
Ordering Guide

Designer
Friendly
Colors &
Surfaces

Chairs
& Stools

Lights and
Monitor Mounts

Rear Mount
Side Delivery
Systems

Ancillary
Ordering
& Options

Control Head
Accessories

Simplified
Cuspidors &
Assistant's
Instrumentation

Simplified
Rear & Side
Delivery
Systems

Factory
Options & Parts

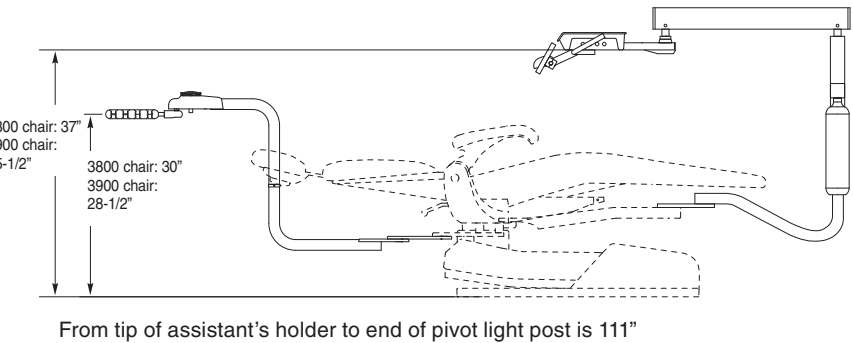
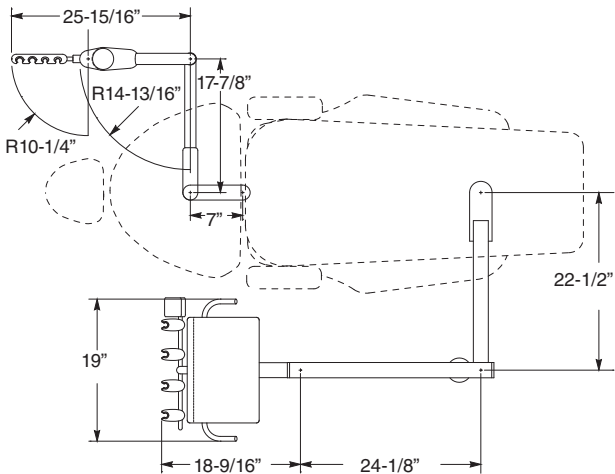
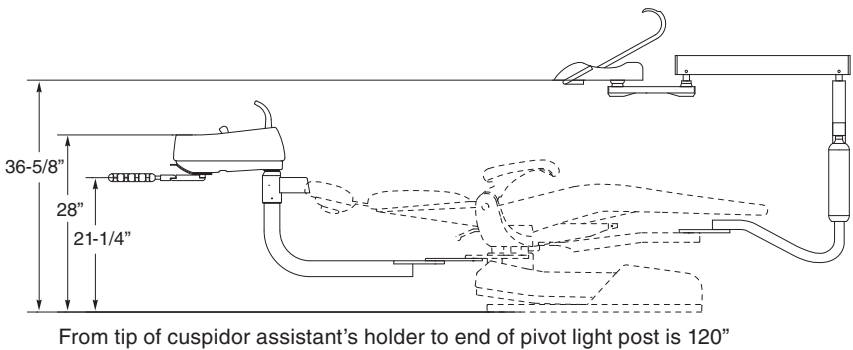
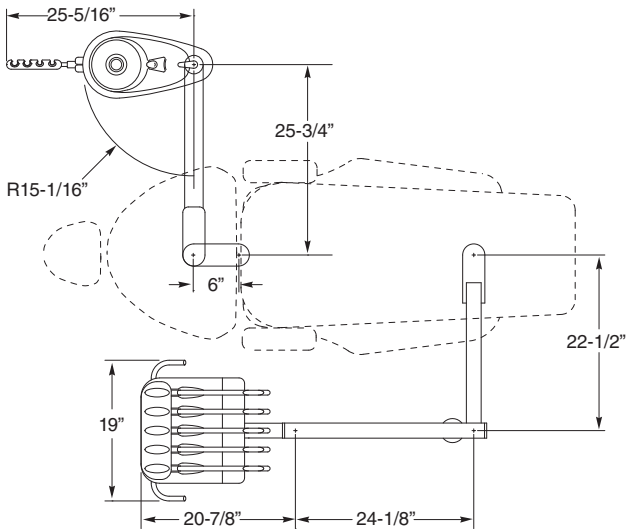
General
Information

Warranty

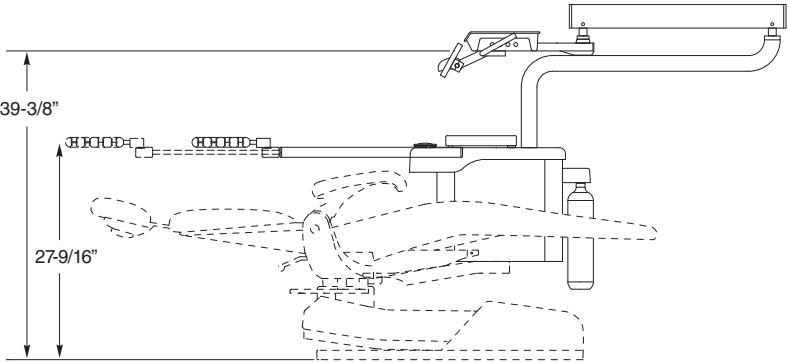
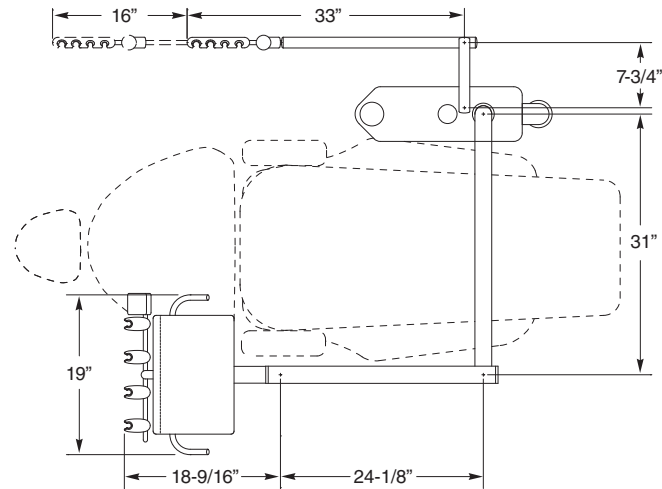
Sales Teams

Dimensions

Pivot Delivery Systems



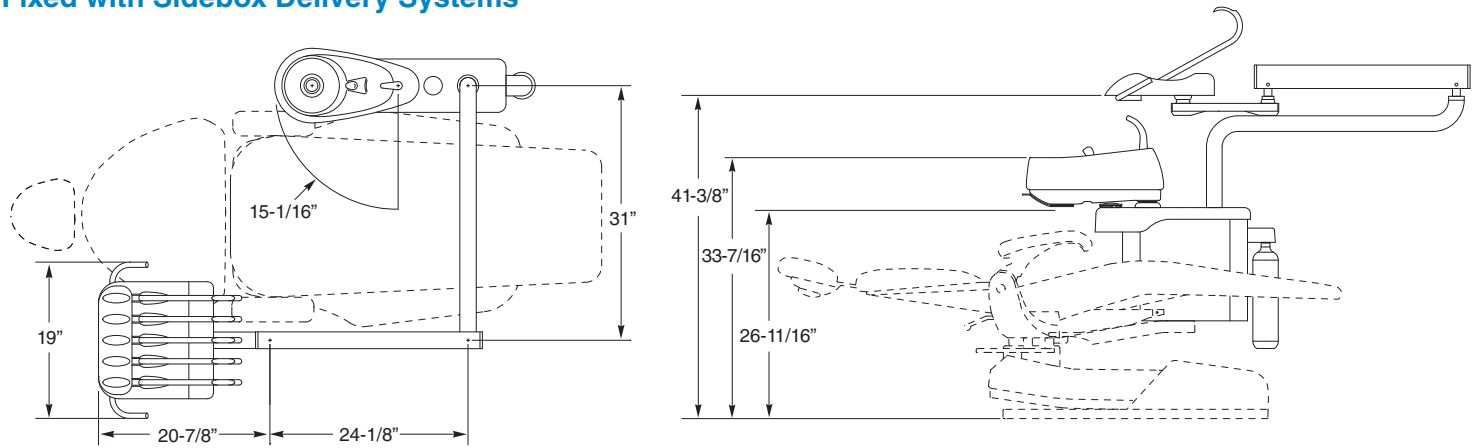
Fixed with Sidebox Delivery Systems



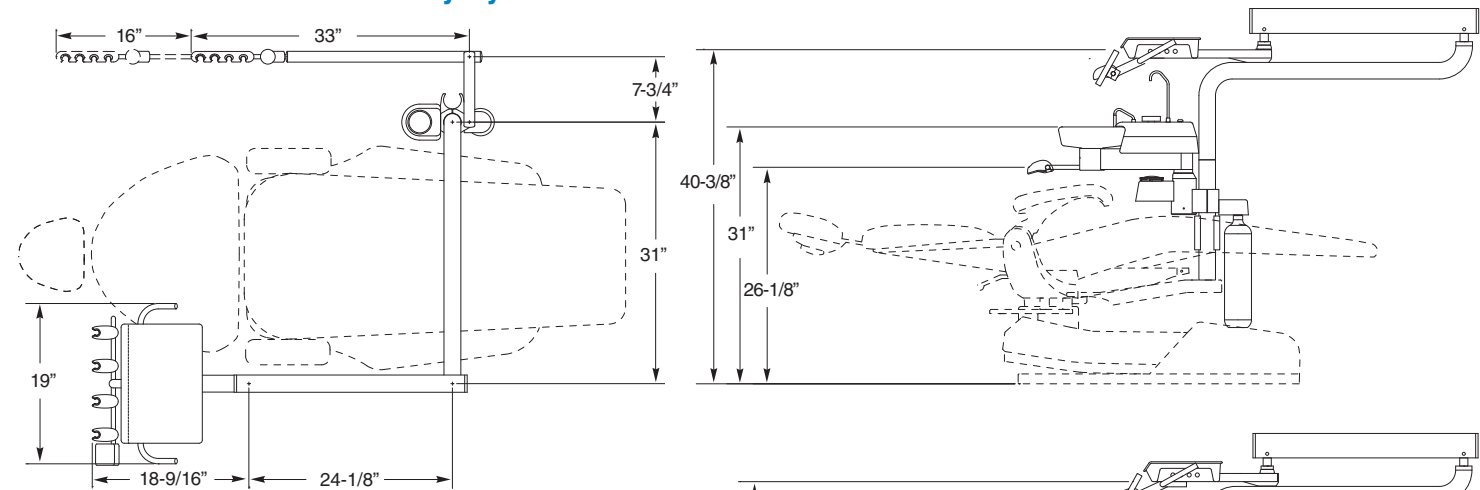
Pivot & Fixed Chair Mount Packages
Pivot & Fixed Chair Mount Package Ordering Guide
Fusion Packages
Fusion Package Ordering Guide
Designer Friendly Colors & Surfaces
Chairs & Stools
Lights and Monitor Mounts
Rear Mount Side Delivery Systems
Ancillary Ordering & Options
Control Head Accessories
Simplified Cuspidors & Assistant's Instrumentation
Simplified Rear & Side Delivery Systems
Factory Options & Parts
General Information
Warranty
Sales Teams

Dimensions

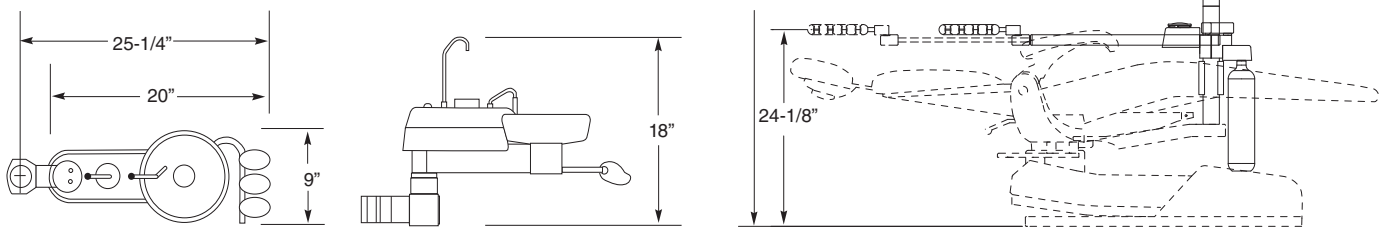
Fixed with Sidebox Delivery Systems



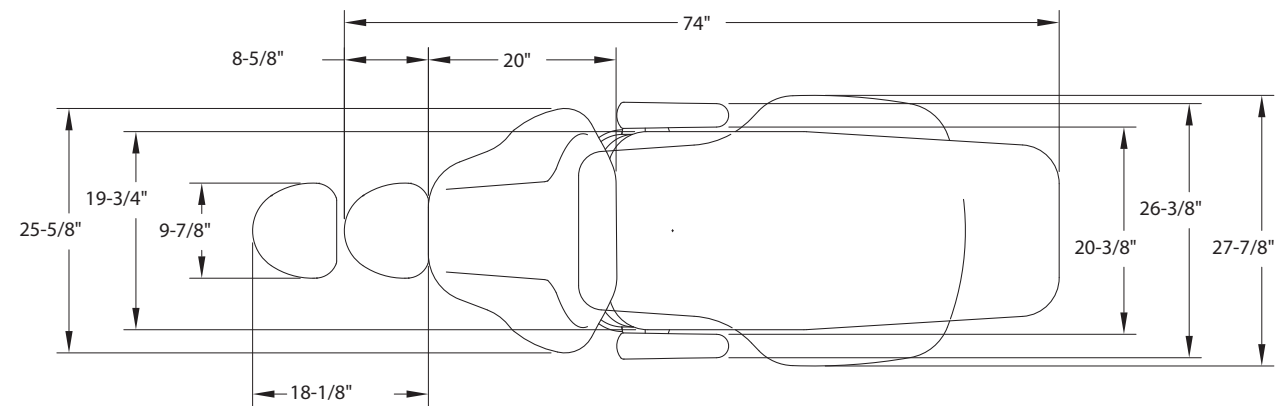
Fixed without Sidebox Delivery Systems



1636/1637 Basic Cuspidor



3800 Chair

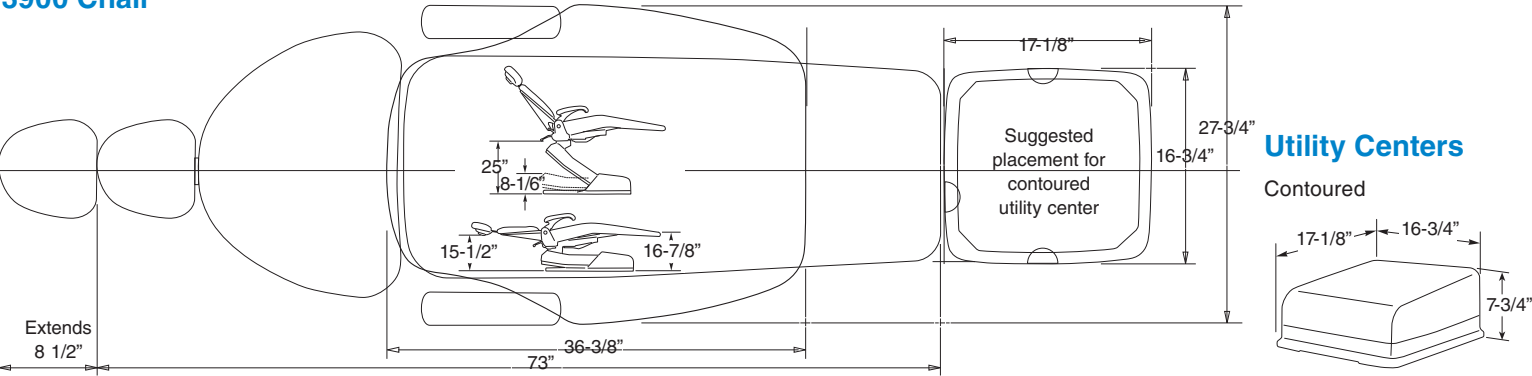


Pivot & Fixed Chair Mount Packages
Pivot & Fixed Chair Mount Package Ordering Guide
Fusion Packages
Fusion Package Ordering Guide
Designer Friendly Colors & Surfaces
Chairs & Stools
Lights and Monitor Mounts
Rear Mount Side Delivery Systems
Ancillary Ordering & Options
Control Head Accessories
Simplified Cuspidors & Assistant's Instrumentation
Simplified Rear & Side Delivery Systems
Factory Options & Parts
General Information
Warranty
Sales Teams

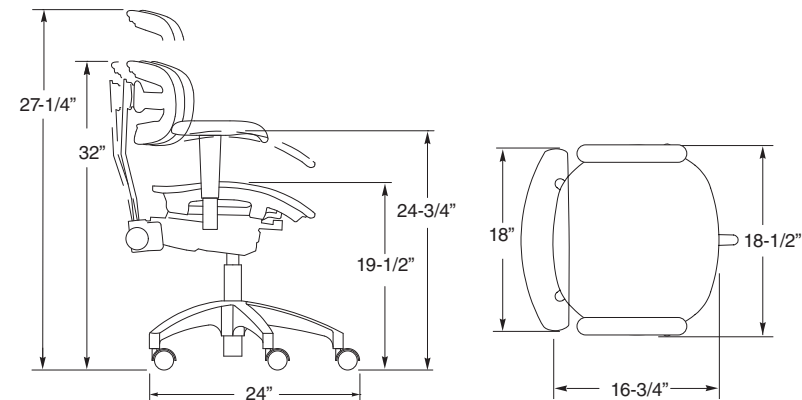
General Information

Dimensions

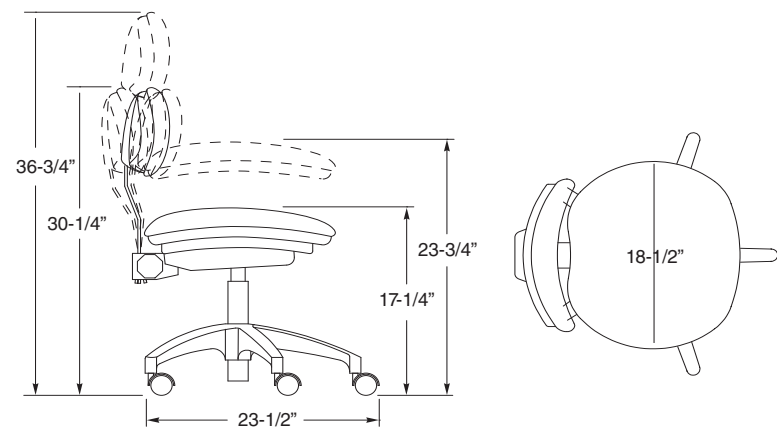
3900 Chair



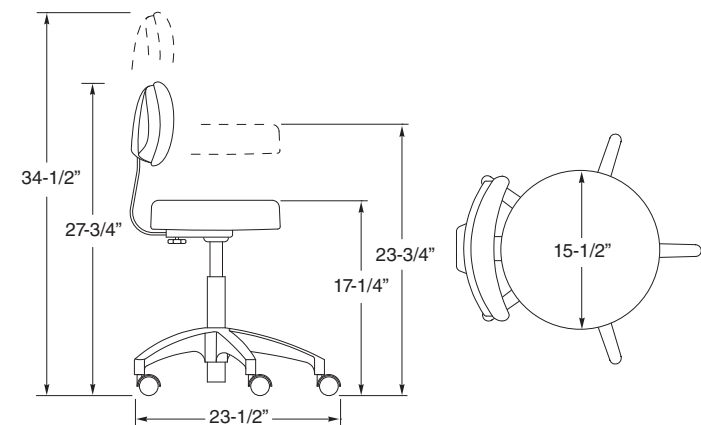
6176 Doctor's Comfort Stool



6159C Doctor's Deluxe Stool



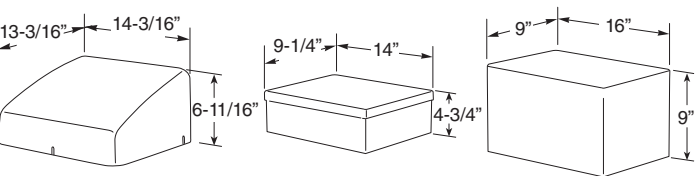
6156C Doctor's Economy Stool



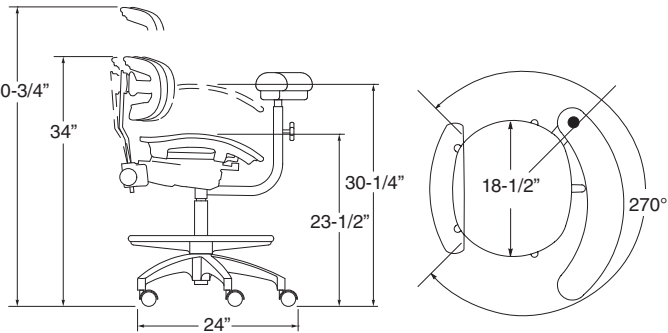
Deluxe

Standard

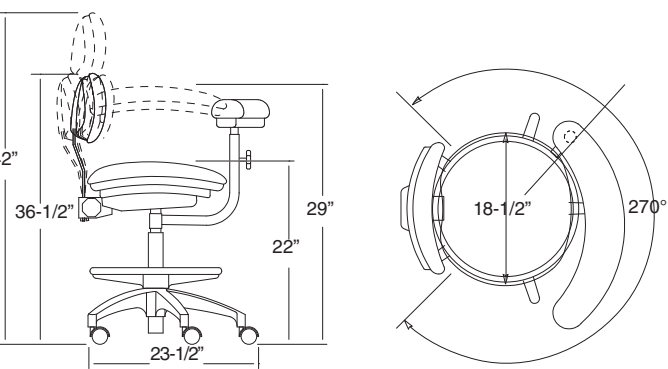
Recessed



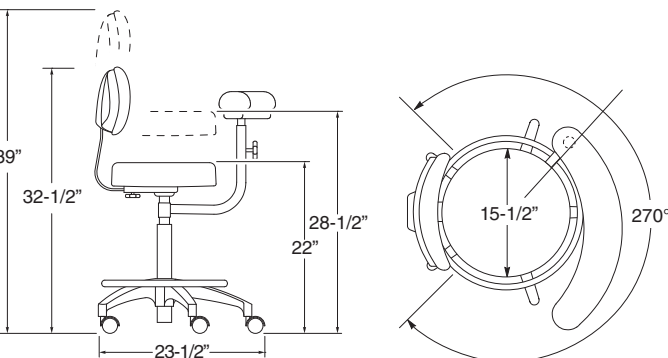
6187 Assistant's Comfort Stool



6160C/6161C Assistant's Deluxe Stool



6157C Assistant's Economy Stool



Pivot & Fixed
Chair Mount
Packages

Pivot & Fixed
Chair Mount
Package
Ordering Guide

Fusion
Packages

Fusion
Package
Ordering Guide

Designer
Friendly
Colors &
Surfaces

Chairs
& Stools

Lights and
Monitor Mounts

Rear Mount
Side Delivery
Systems

Ancillary
Ordering
& Options

Control Head
Accessories

Simplified
Cuspidors &
Assistant's
Instrumentation

Simplified
Rear & Side
Delivery
Systems

Factory
Options & Parts

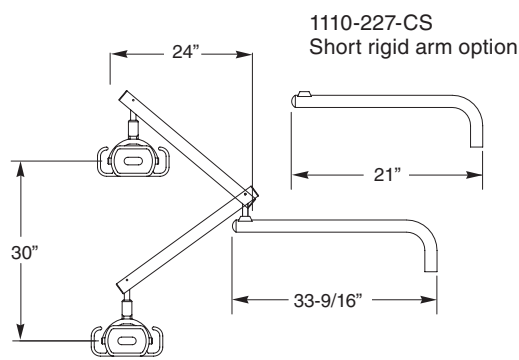
General
Information

Warranty

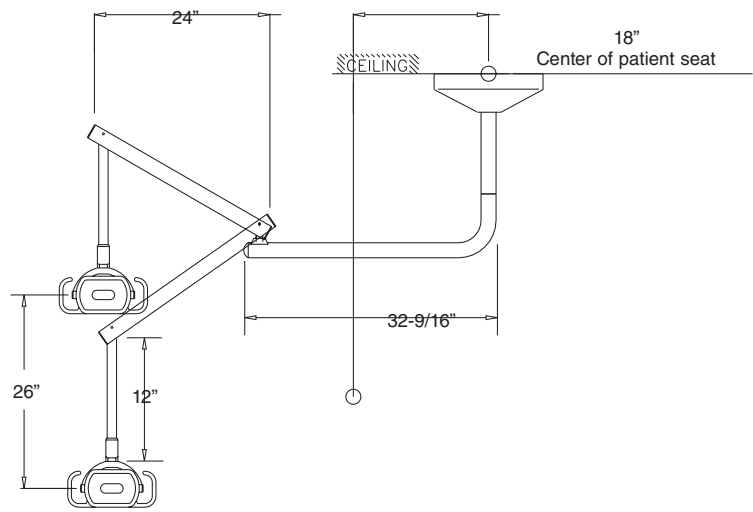
Sales Teams

Dimensions

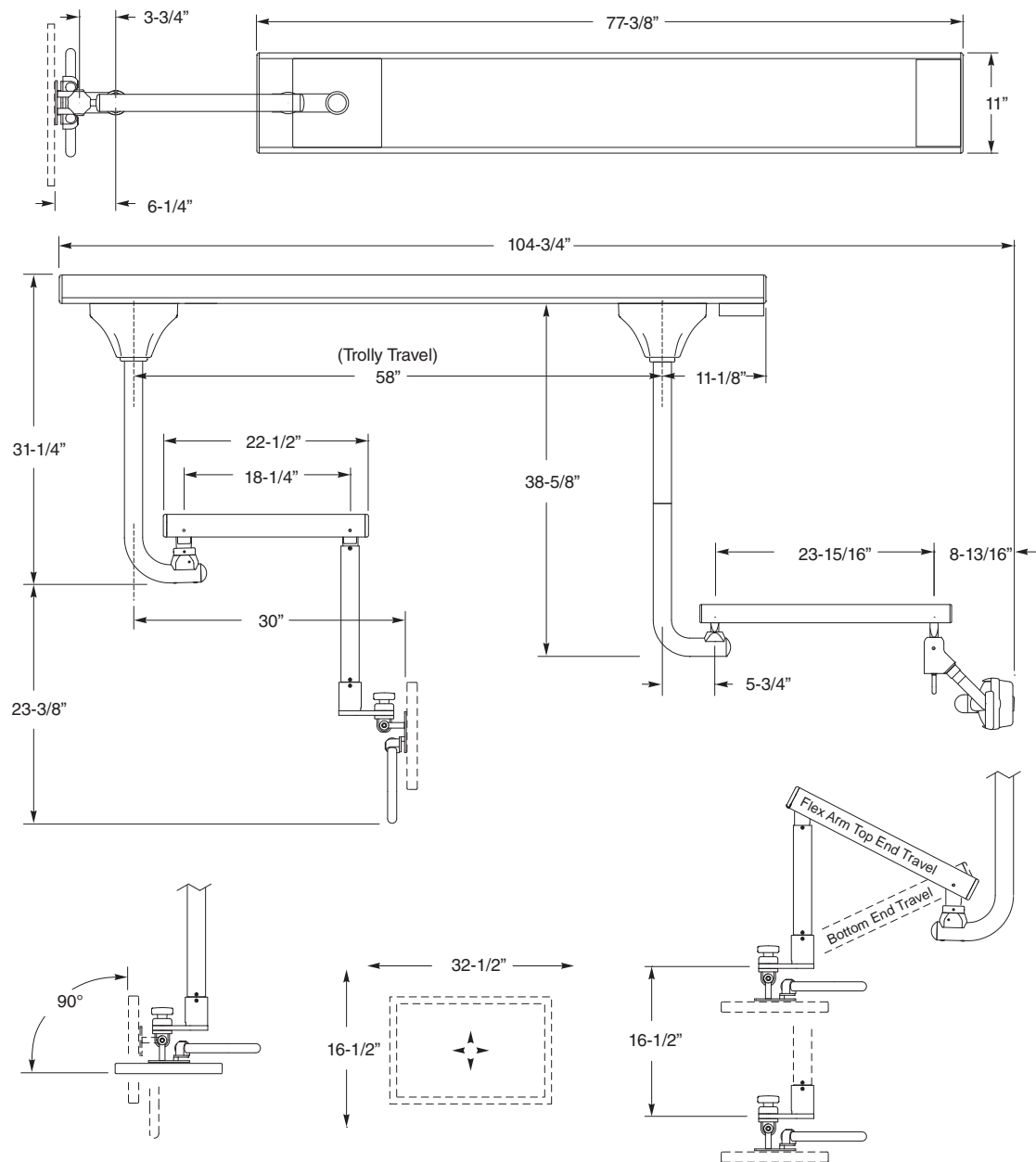
Chair-Mounted Light



Ceiling-Mounted Light



Track Mount Light/Monitor



Pivot & Fixed
Chair Mount
Packages

Pivot & Fixed
Chair Mount
Package
Ordering Guide

Fusion
Packages

Fusion
Package
Ordering Guide

Designer
Friendly
Colors &
Surfaces

Chairs
& Stools

Lights and
Monitor Mounts

Rear Mount
Side Delivery
Systems

Ancillary
Ordering
& Options

Control Head
Accessories

Simplified
Cuspidors &
Assistant's
Instrumentation

Simplified
Rear & Side
Delivery
Systems

Factory
Options & Parts

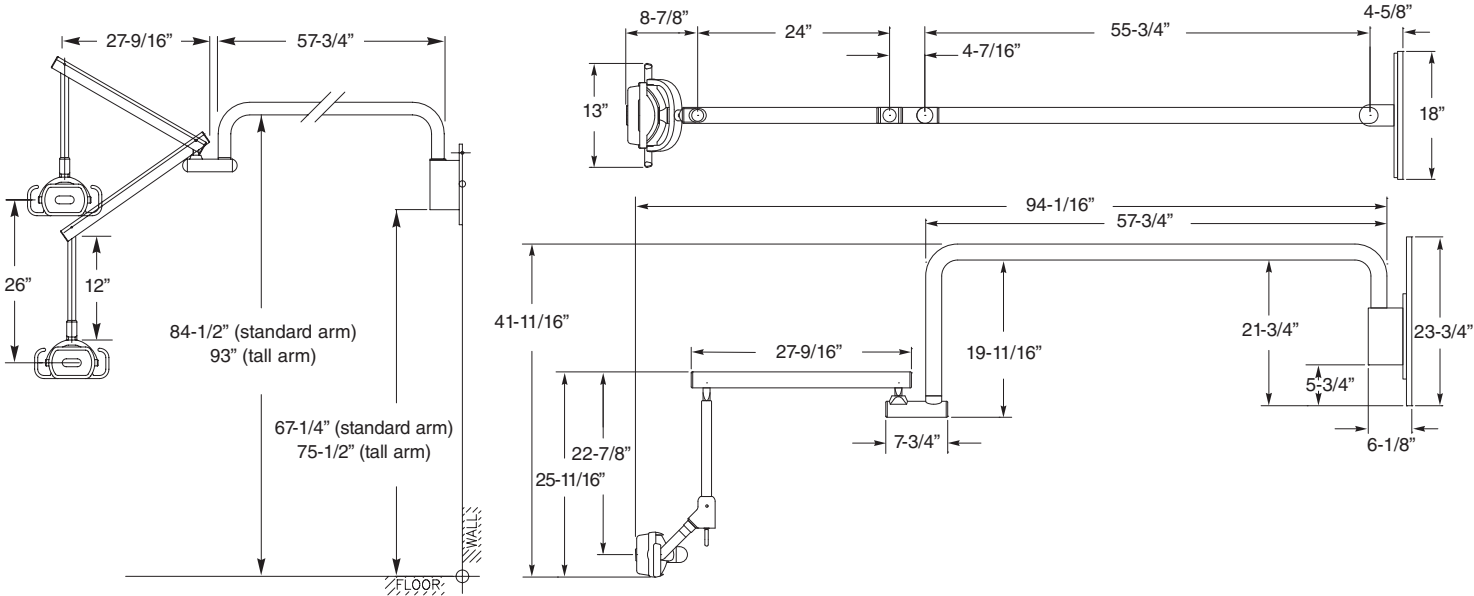
General
Information

Warranty

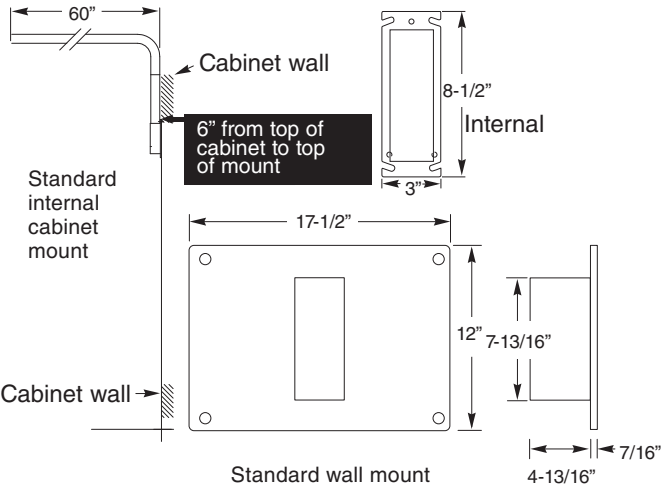
Sales Teams

Dimensions

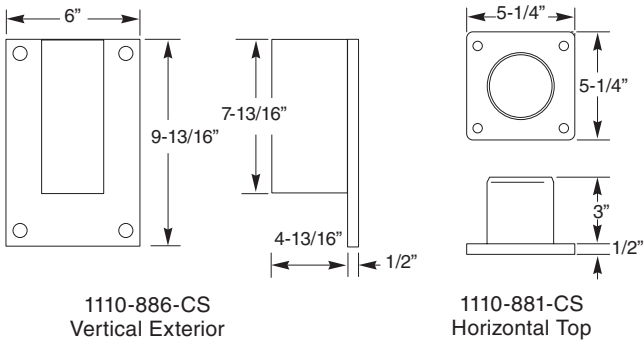
Standard & Tall Wall & Cabinet Mounted Light Tall Wall & Cabinet Mounted Light



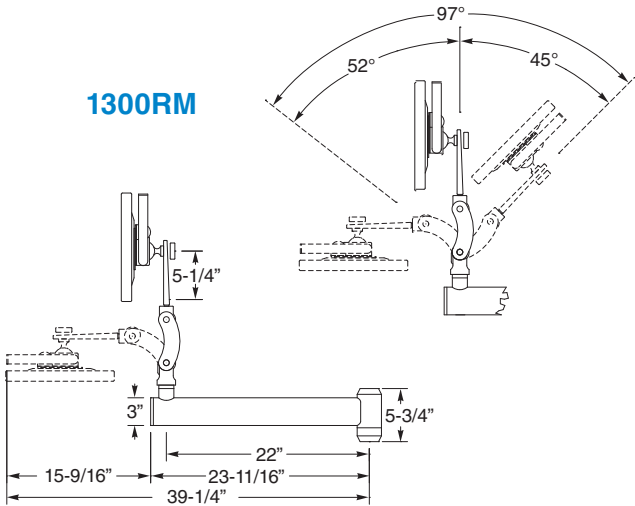
Wall & Cabinet Mount



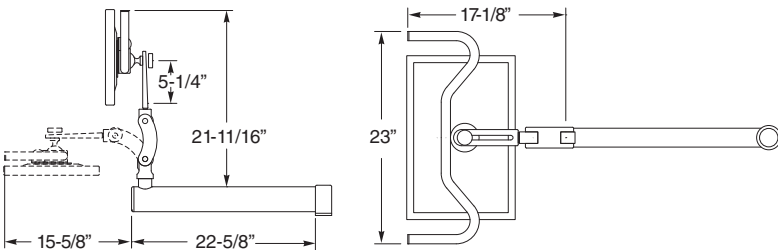
Optional Cabinet Mount



1300RM



1300TPM



Pivot & Fixed
Chair Mount
Packages

Pivot & Fixed
Chair Mount
Package
Ordering Guide

Fusion
Packages

Fusion
Package
Ordering Guide

Designer
Friendly
Colors &
Surfaces

Chairs
& Stools

Lights and
Monitor Mounts

Rear Mount
Side Delivery
Systems

Ancillary
Ordering
& Options

Control Head
Accessories

Simplified
Cuspidors &
Assistant's
Instrumentation

Simplified
Rear & Side
Delivery
Systems

Factory
Options & Parts

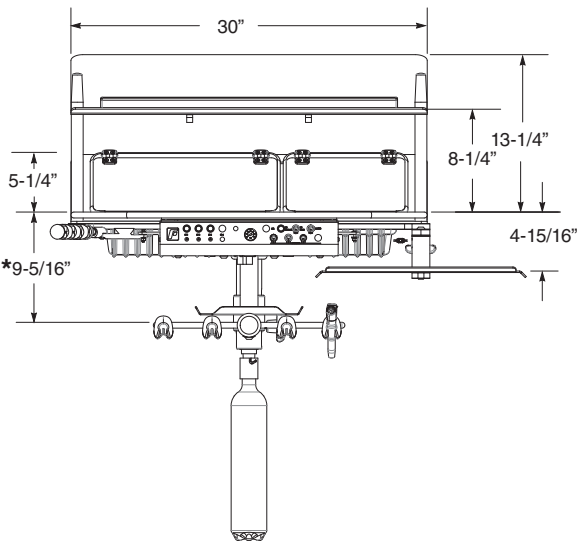
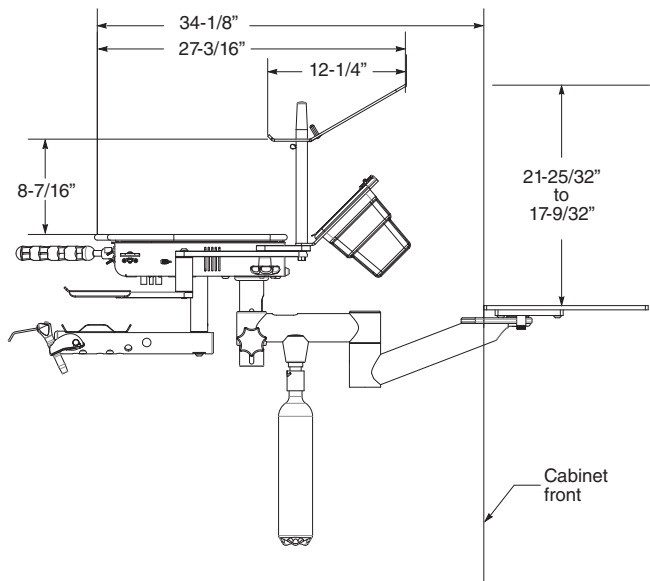
General
Information

Warranty

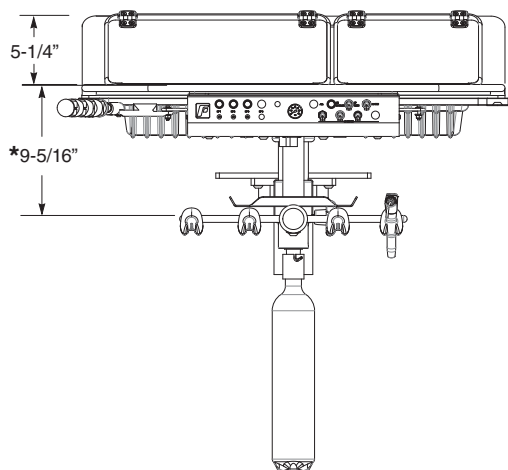
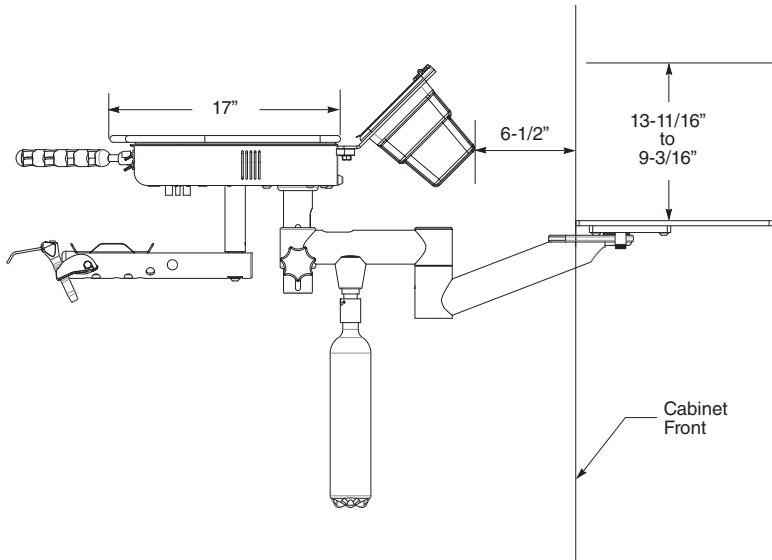
Sales Teams

Dimensions

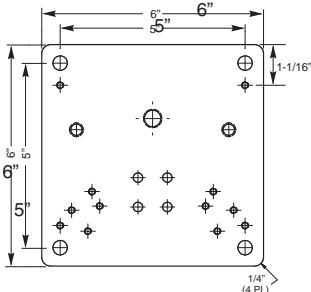
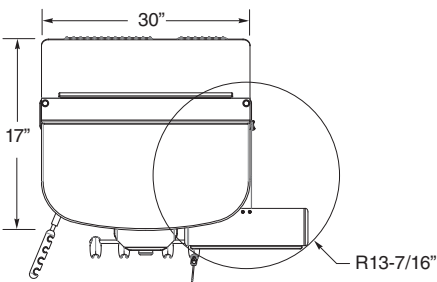
7020PRO-BC Beneath Counter



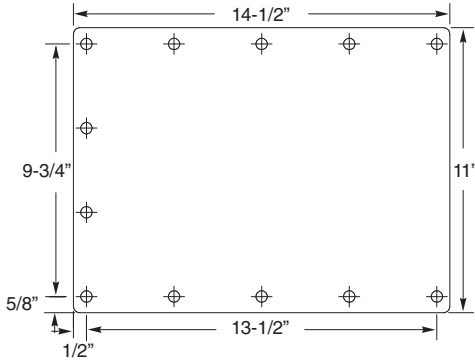
7021PRO-BC Beneath Counter



- Large contoured work surface standard for 7020/7021
- Work surface 9/16" thick
- Shown with organization features
- Height adjustable work surface, 5"



0010-086



7020/7021PRO-BC Mounting Plates

Pivot & Fixed
Chair Mount
Packages

Pivot & Fixed
Chair Mount
Package
Ordering Guide

Fusion
Packages

Fusion
Package
Ordering Guide

Designer
Friendly
Colors &
Surfaces

Chairs
& Stools

Lights and
Monitor Mounts

Rear Mount
Side Delivery
Systems

Ancillary
Ordering
& Options

Control Head
Accessories

Simplified
Cuspidors &
Assistant's
Instrumentation

Simplified
Rear & Side
Delivery
Systems

Factory
Options & Parts

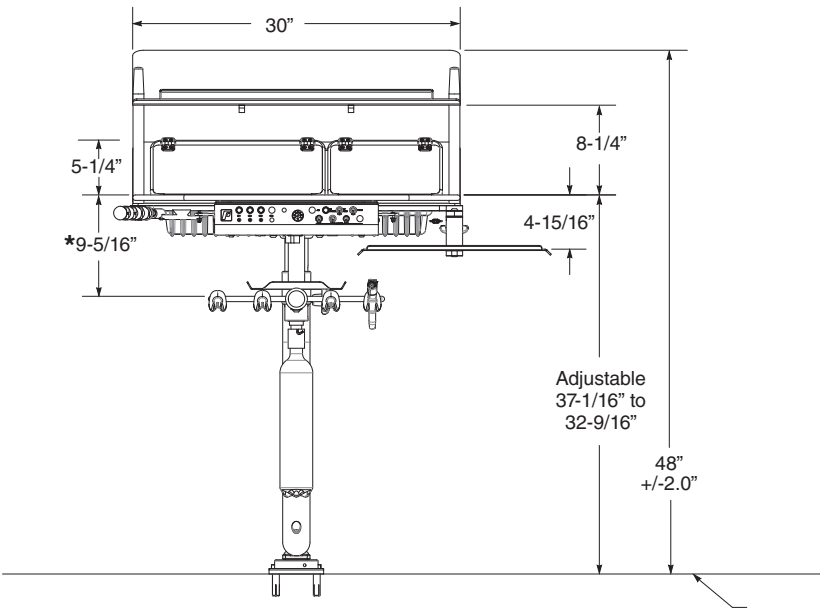
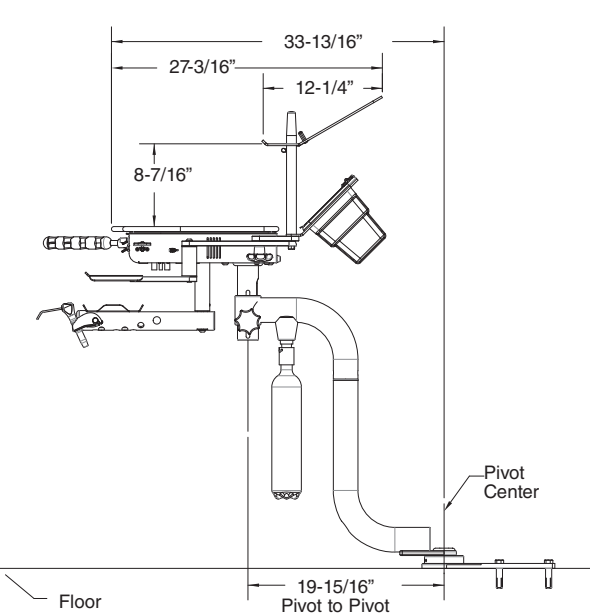
General
Information

Warranty

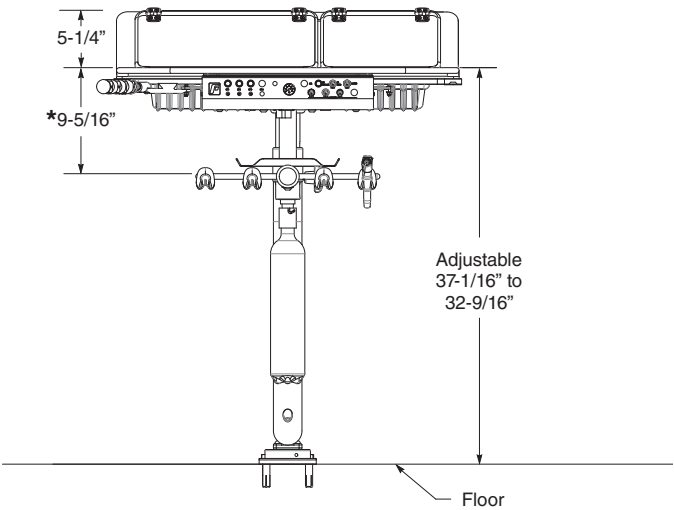
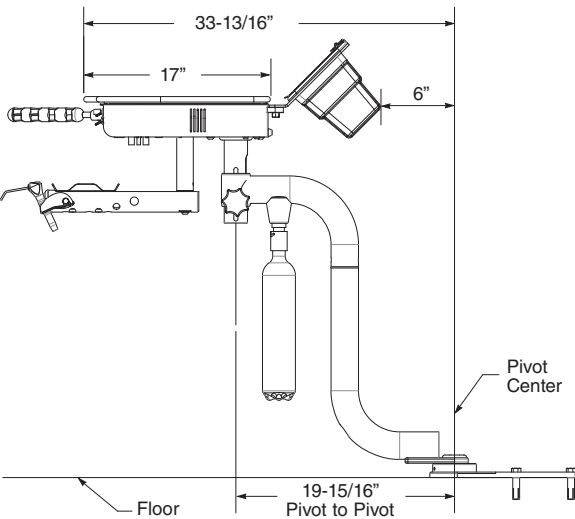
Sales Teams

Dimensions

7020PRO-UC Under Cabinet Floor Mount



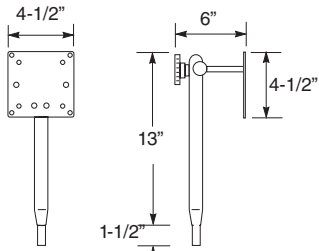
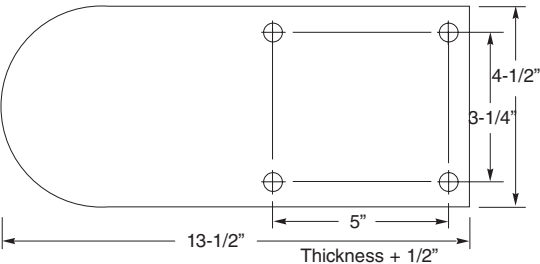
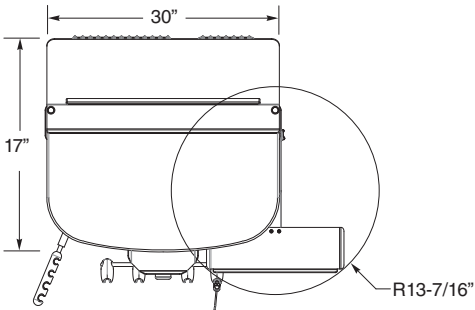
7021PRO-UC Under Cabinet Floor Mount



- Large contoured work surface standard for 7020/7021
- Work surface 9/16" thick
- Shown with organization features
- Height adjustable work surface, 5"

7020/7021PRO-UC Under Cabinet Floor Mount Leveling/Mounting Plate

1300-025-CS Monitor Assembly Option



Pivot & Fixed
Chair Mount
Packages

Pivot & Fixed
Chair Mount
Package
Ordering Guide

Fusion
Packages

Fusion
Package
Ordering Guide

Designer
Friendly
Colors &
Surfaces

Chairs
& Stools

Lights and
Monitor Mounts

Rear Mount
Side Delivery
Systems

Ancillary
Ordering
& Options

Control Head
Accessories

Simplified
Cuspidors &
Assistant's
Instrumentation

Simplified
Rear & Side
Delivery
Systems

Factory
Options & Parts

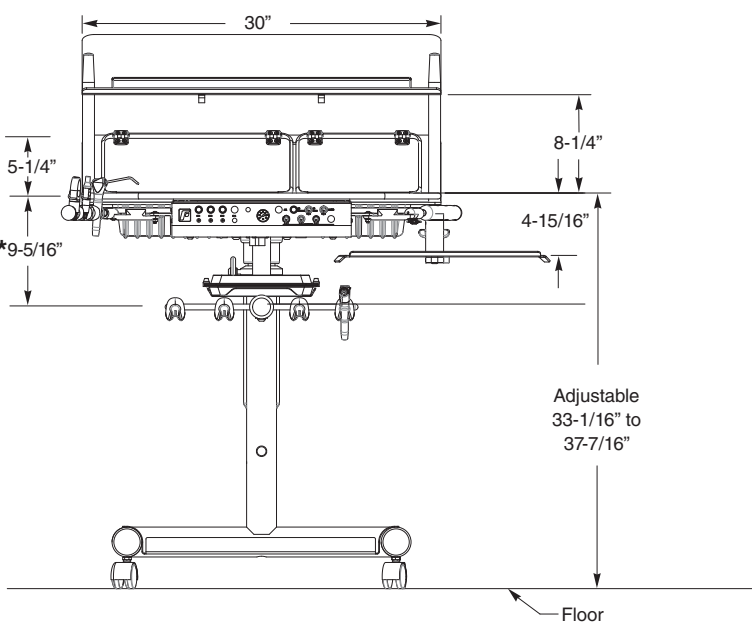
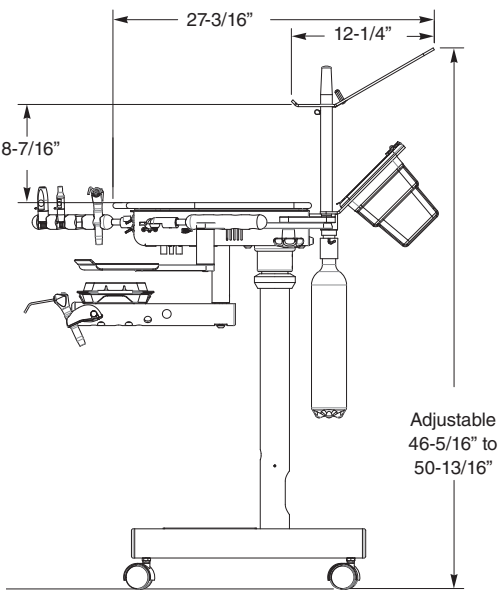
General
Information

Warranty

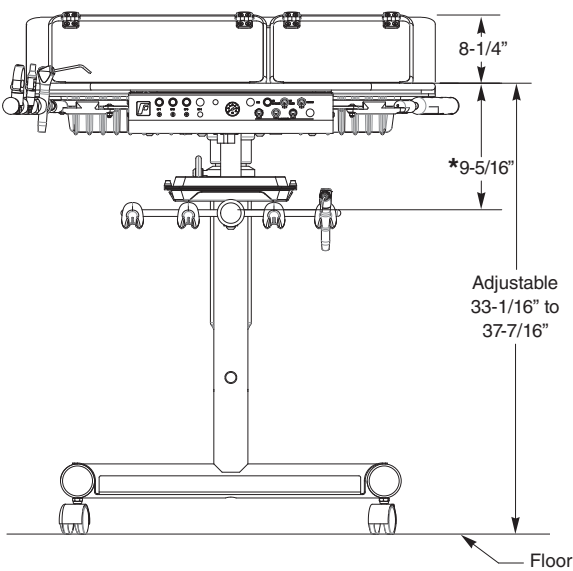
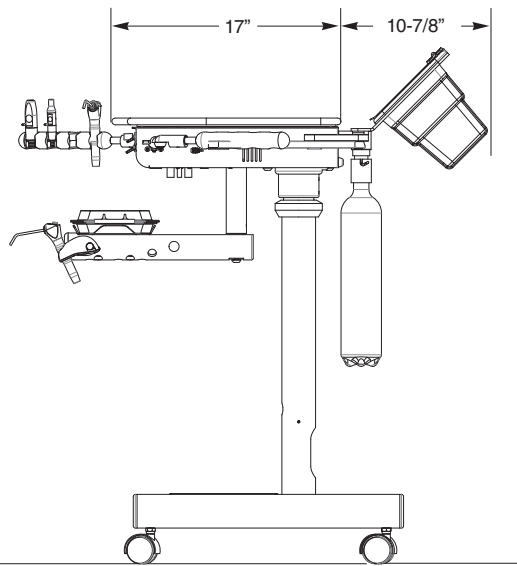
Sales Teams

Dimensions

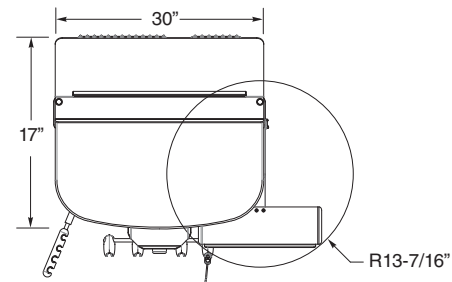
7020PRO-MC Duo Cart



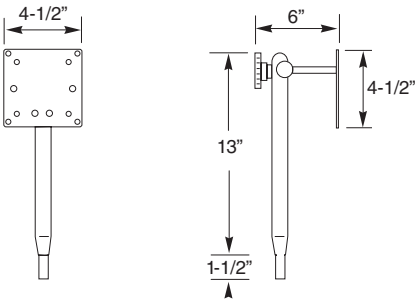
7021PRO-MC Duo Cart



- Large contoured work surface standard for 7020/7021
- Work surface 9/16" thick
- Shown with organization features
- Height adjustable work surface, 5"



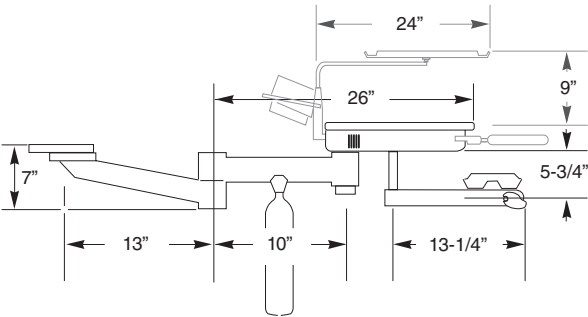
1300-025-CS Monitor Assembly Option



Pivot & Fixed Chair Mount Packages
Pivot & Fixed Chair Mount Package Ordering Guide
Fusion Packages
Fusion Package Ordering Guide
Designer Friendly Colors & Surfaces
Chairs & Stools
Lights and Monitor Mounts
Rear Mount Side Delivery Systems
Ancillary Ordering & Options
Control Head Accessories
Simplified Cuspidors & Assistant's Instrumentation
Simplified Rear & Side Delivery Systems
Factory Options & Parts
General Information
Warranty
Sales Teams

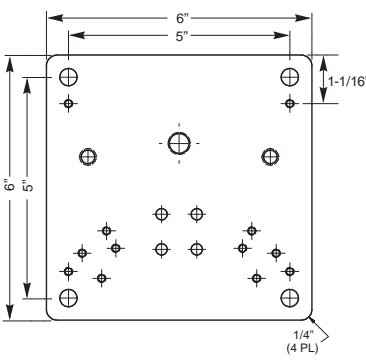
Dimensions

7010BC Beneath Counter

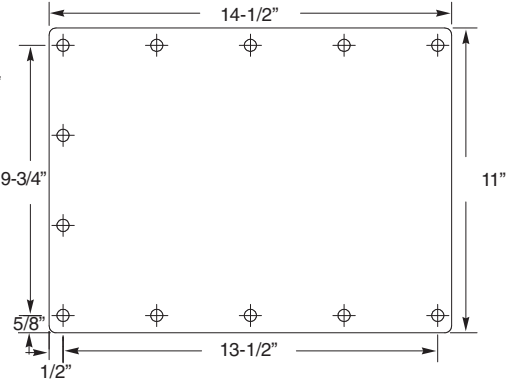


- Work surface 9/16" thick (semi-round), 7010
- Shown with optional storage organizer and swivel tray
- Shown with additional optional asst's quad holder assembly
- Height adjustable work surface, 5"

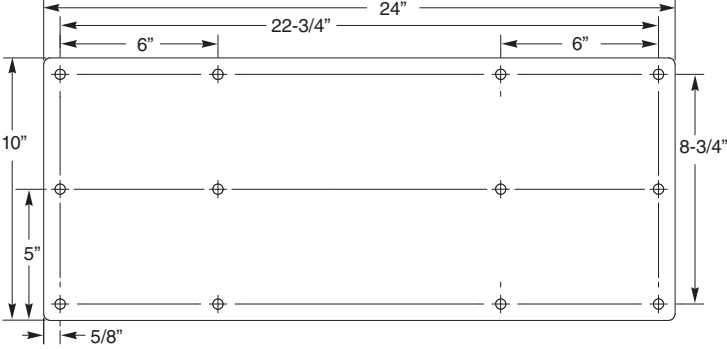
7010BC Mounting Plates



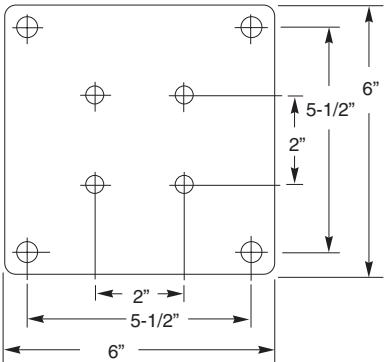
0010-086



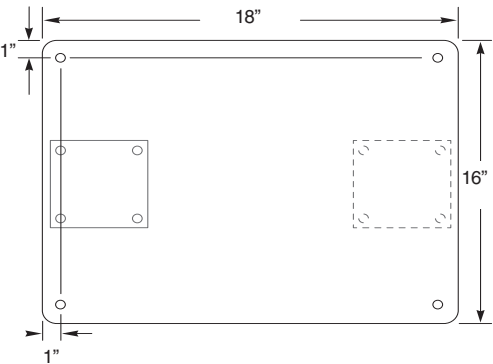
0010-084-CS Option



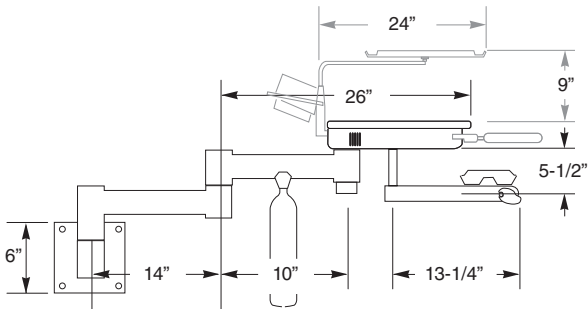
7010WM Mounting Plate



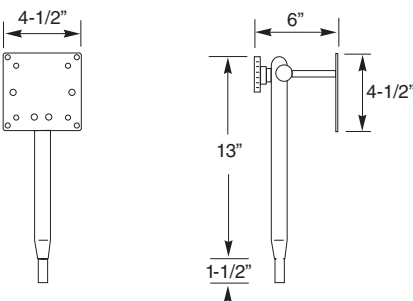
7010WM Leveling/Mounting Board



7010WM Wall Mount



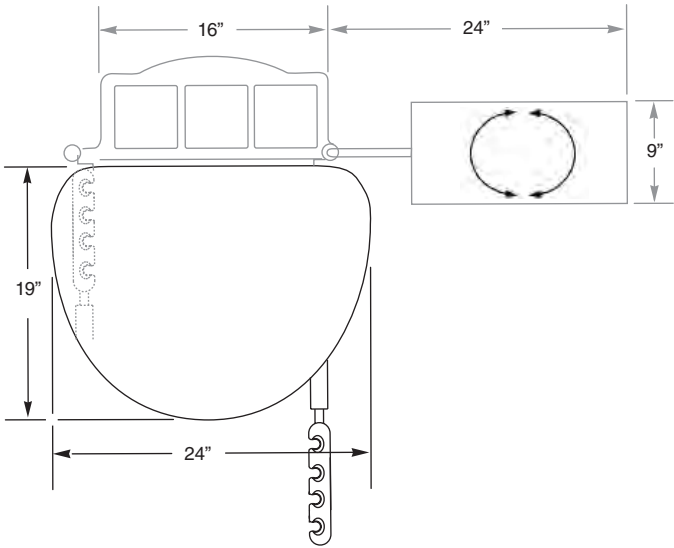
1300-025-CS Monitor Assembly Option



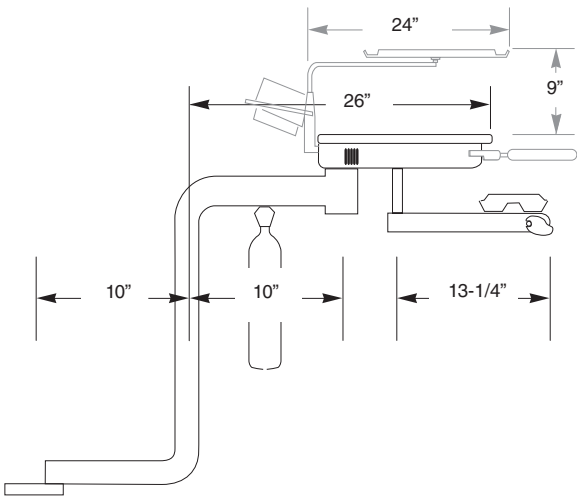
Pivot & Fixed Chair Mount Packages
Pivot & Fixed Chair Mount Package Ordering Guide
Fusion Packages
Fusion Package Ordering Guide
Designer Friendly Colors & Surfaces
Chairs & Stools
Lights and Monitor Mounts
Rear Mount Side Delivery Systems
Ancillary Ordering & Options
Control Head Accessories
Simplified Cuspidors & Assistant's Instrumentation
Simplified Rear & Side Delivery Systems
Factory Options & Parts
General Information
Warranty
Sales Teams

Dimensions

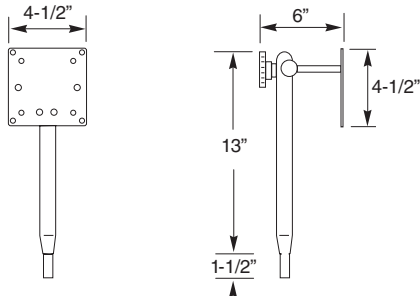
- Work surface 9/16" thick (semi-round), 7010
- Shown with optional storage organizer and swivel tray
- Shown with additional optional asst's quad holder assembly
- Height adjustable work surface, 5"



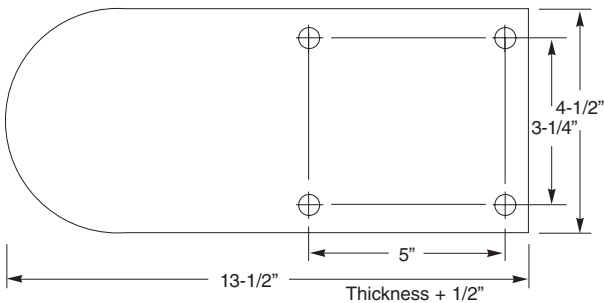
7010UC Under Cabinet Floor Mount



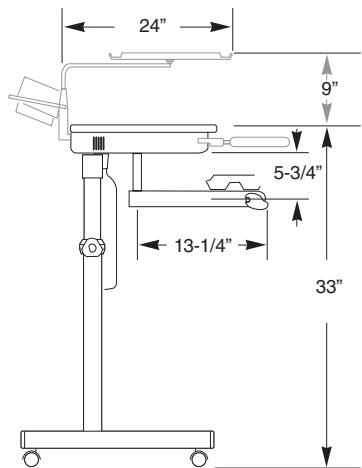
1300-025-CS Monitor Assembly Option



7010UC Under Cabinet Floor Mount Leveling/Mounting Plate



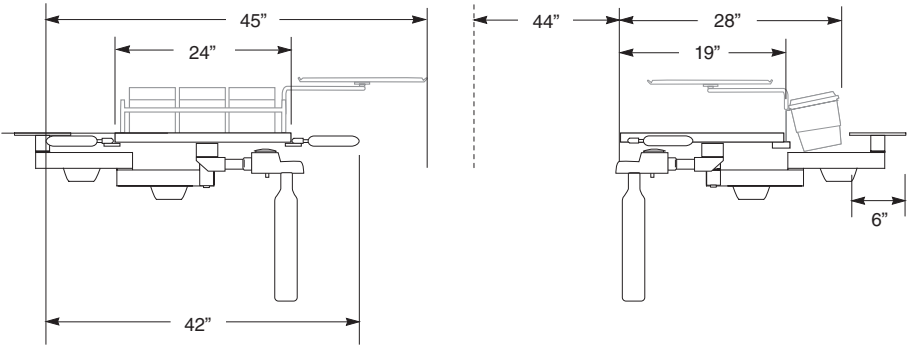
7010MC Duo Cart



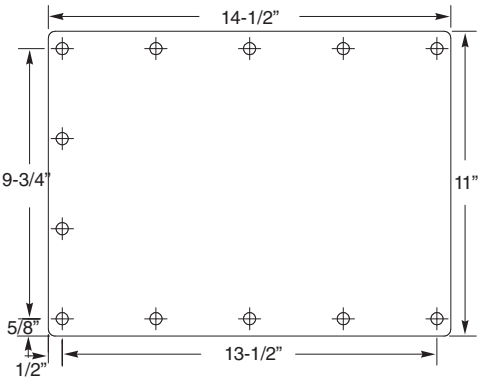
Pivot & Fixed Chair Mount Packages
Pivot & Fixed Chair Mount Package Ordering Guide
Fusion Packages
Fusion Package Ordering Guide
Designer Friendly Colors & Surfaces
Chairs & Stools
Lights and Monitor Mounts
Rear Mount Side Delivery Systems
Ancillary Ordering & Options
Control Head Accessories
Simplified Cuspidors & Assistant's Instrumentation
Simplified Rear & Side Delivery Systems
Factory Options & Parts
General Information
Warranty
Sales Teams

Dimensions

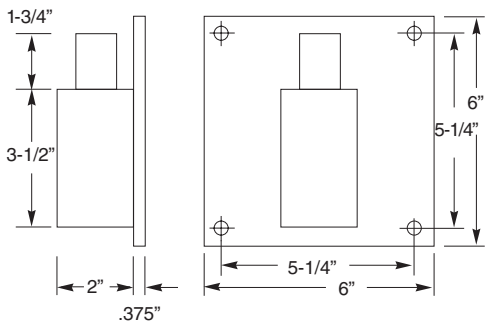
3486BC and WM Rear Beneath Counter Mount



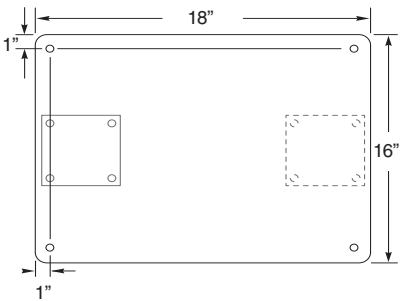
3486BC Heavy Duty Mounting Plate



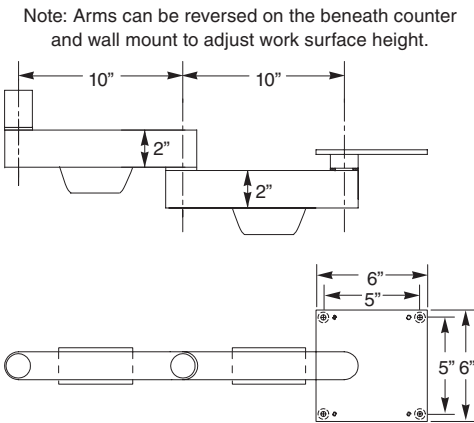
3486WM Wall Mount Hub



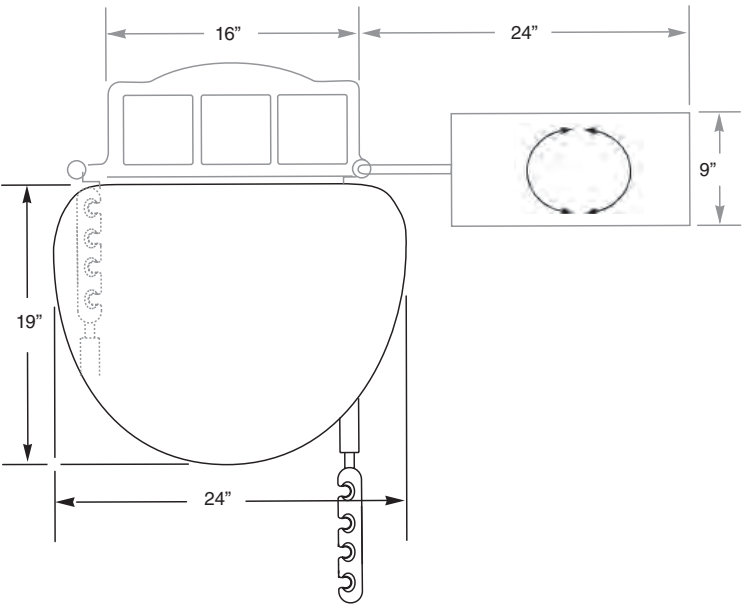
3486WM Leveling/Mounting Board



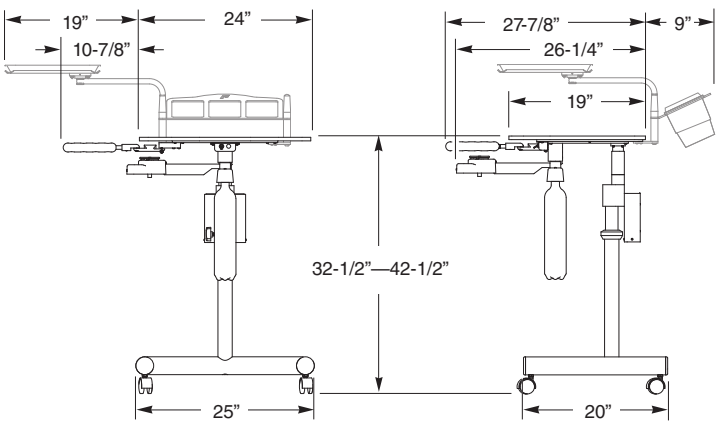
3486BC and WM Mounting Arm



- Semi-round work surface standard for 2184BC/2186BC/3486
- Work surface 9/16" thick (semi-round and rectangular)
- Shown with optional storage organizer and swivel tray
- Shown with additional optional asst's quad holder assembly

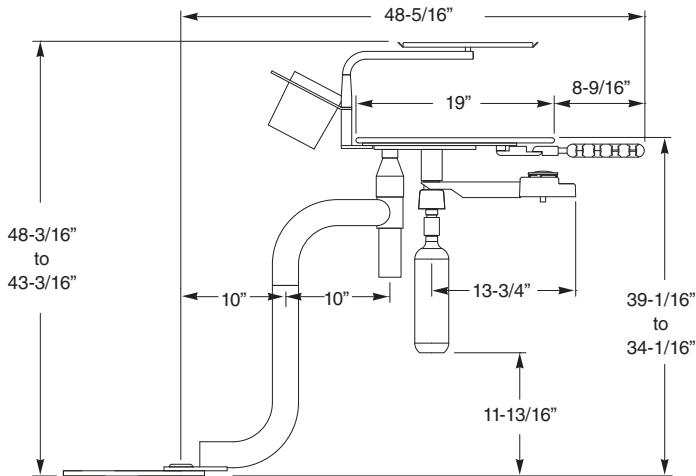


3486MC Mobile Cart

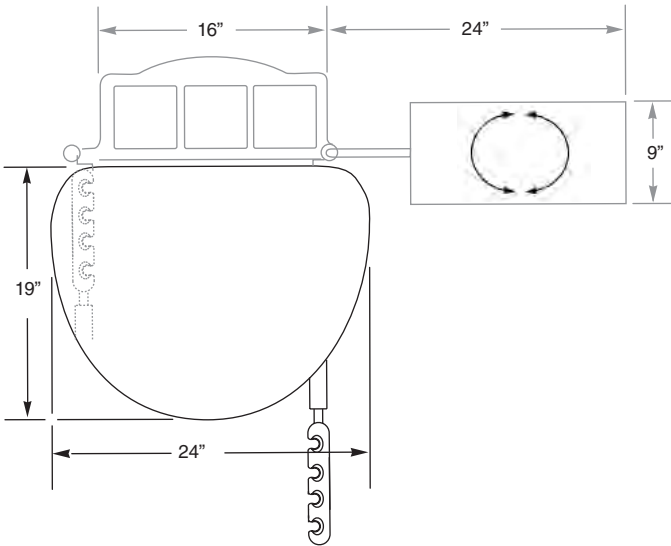


Pivot & Fixed Chair Mount Packages
Pivot & Fixed Chair Mount Package Ordering Guide
Fusion Packages
Fusion Package Ordering Guide
Designer Friendly Colors & Surfaces
Chairs & Stools
Lights and Monitor Mounts
Rear Mount Side Delivery Systems
Ancillary Ordering & Options
Control Head Accessories
Simplified Cuspidors & Assistant's Instrumentation
Simplified Rear & Side Delivery Systems
Factory Options & Parts
General Information
Warranty
Sales Teams

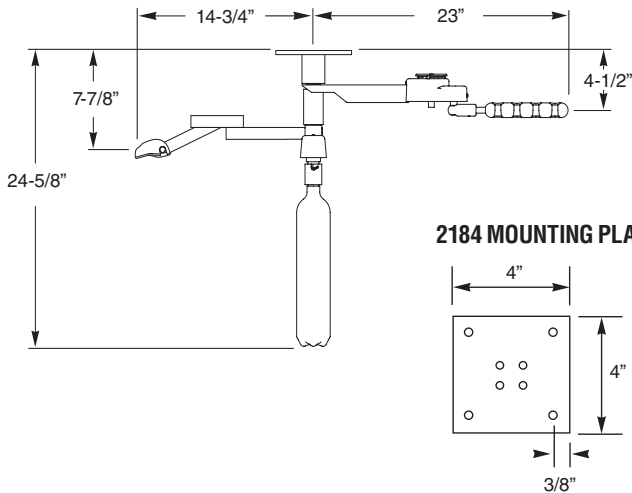
3486UC Under Cabinet Floor Mount Assistant's



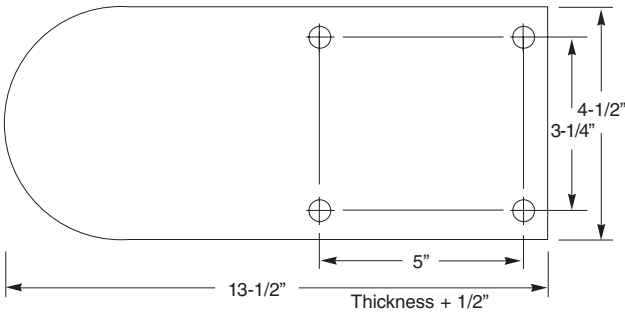
- Semi-round work surface standard for 2184BC/2186BC/3486
- Work surface 9/16" thick (semi-round and rectangular)
- Shown with optional storage organizer and swivel tray
- Shown with additional optional asst's quad holder assembly



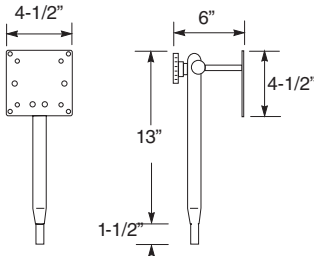
2184 Rear Beneath Work Surface Duo Unit



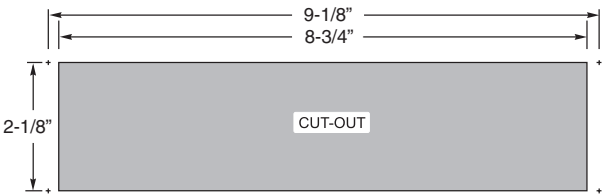
3486UC Under Cabinet Floor Mount Leveling/Mounting Plate



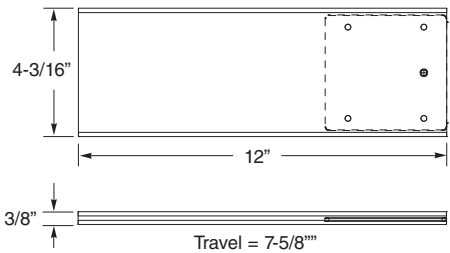
1300-025-CS Monitor Assembly Option



2184/2500 Wall Cut-Out

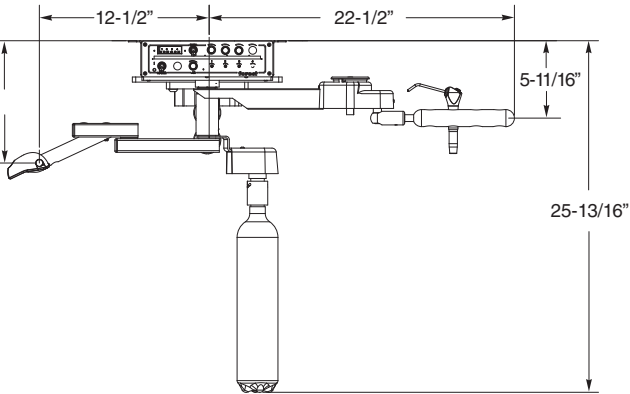


1700-142 SLIDE MOUNT OPTION, 1284/2184

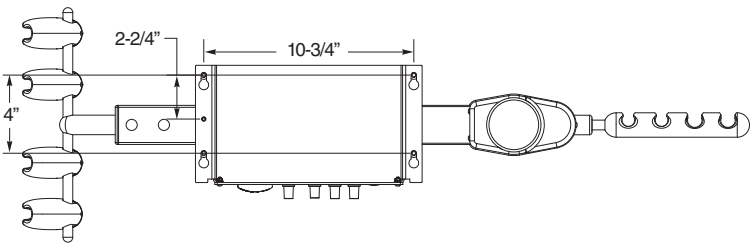


Pivot & Fixed Chair Mount Packages
Pivot & Fixed Chair Mount Package Ordering Guide
Fusion Packages
Fusion Package Ordering Guide
Designer Friendly Colors & Surfaces
Chairs & Stools
Lights and Monitor Mounts
Rear Mount Side Delivery Systems
Ancillary Ordering & Options
Control Head Accessories
Simplified Cuspidors & Assistant's Instrumentation
Simplified Rear & Side Delivery Systems
Factory Options & Parts
General Information
Warranty
Sales Teams

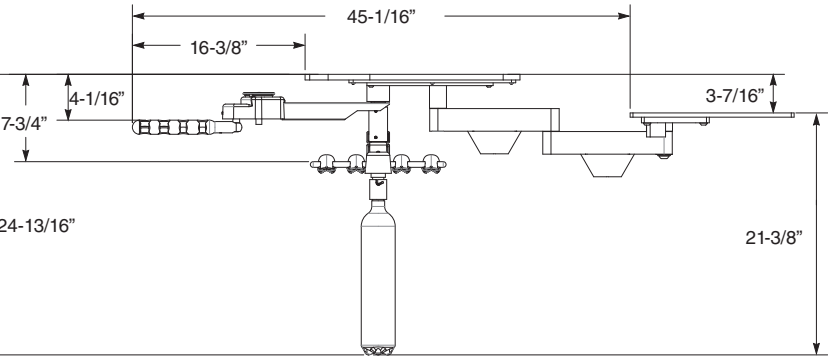
2186 Rear Beneath Work Surface Duo Unit



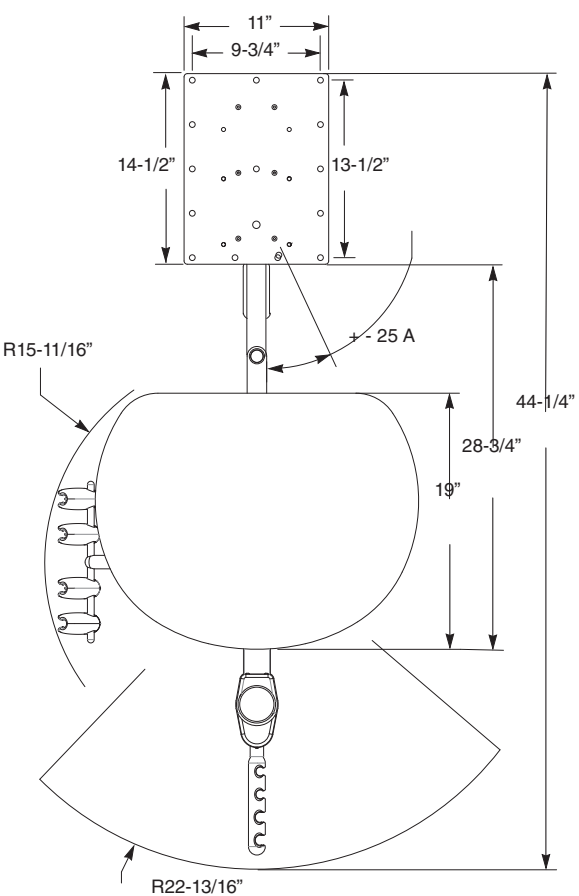
2186 Control Mounting



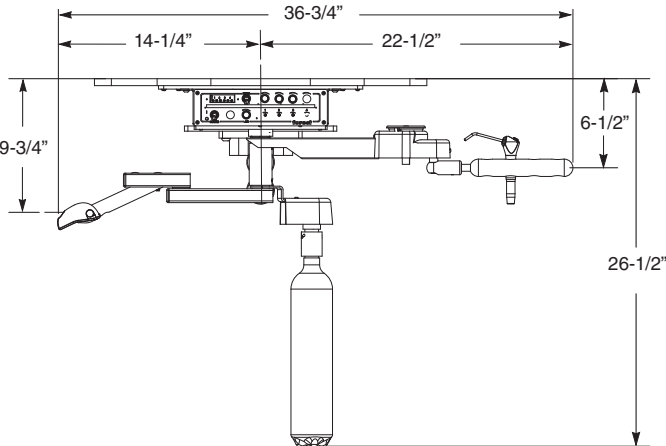
2184BC Beneath Counter Duo Unit



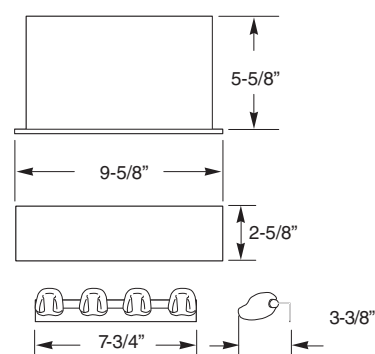
2184BC/2186BC Beneath Counter Duo Unit



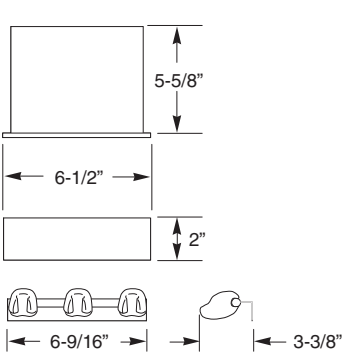
2186BC Rear Beneath Counter Duo Unit



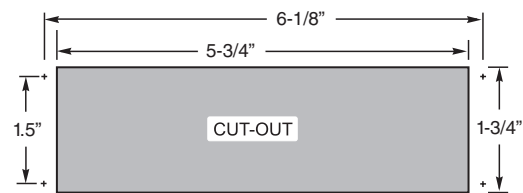
2500 PANEL MOUNT



2520 PANEL MOUNT



2520 Wall Cut-Out



Pivot & Fixed
Chair Mount
Packages

Pivot & Fixed
Chair Mount
Package
Ordering Guide

Fusion
Packages

Fusion
Package
Ordering Guide

Designer
Friendly
Colors &
Surfaces

Chairs
& Stools

Lights and
Monitor Mounts

Rear Mount
Side Delivery
Systems

Ancillary
Ordering
& Options

Control Head
Accessories

Simplified
Cuspidors &
Assistant's
Instrumentation

Simplified
Rear & Side
Delivery
Systems

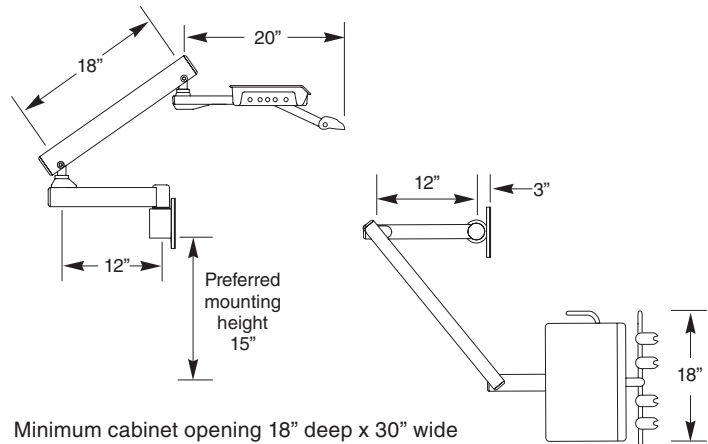
Factory
Options & Parts

General
Information

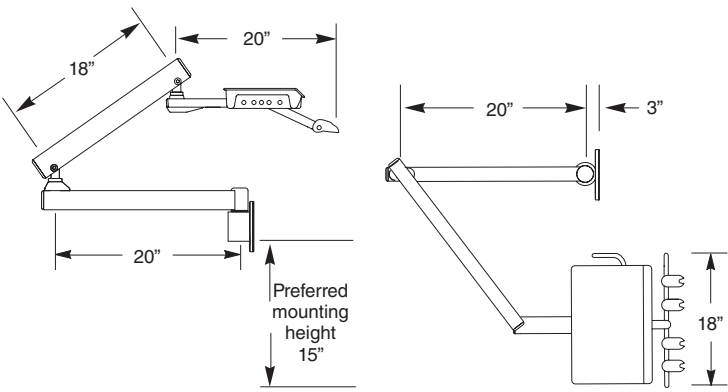
Warranty

Sales Teams

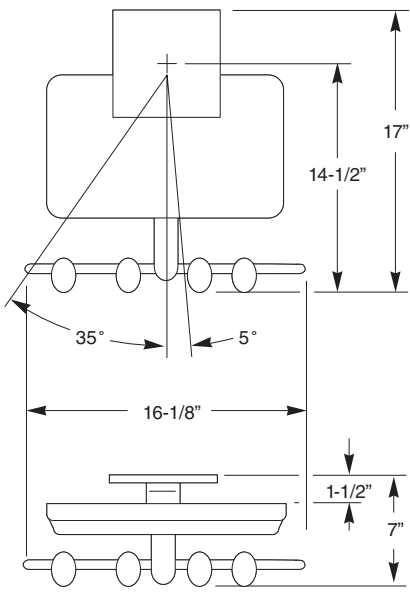
3235 Cabinet Side Delivery



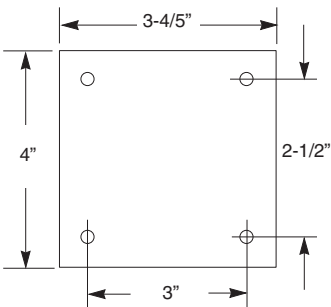
3230 Wall Side Delivery



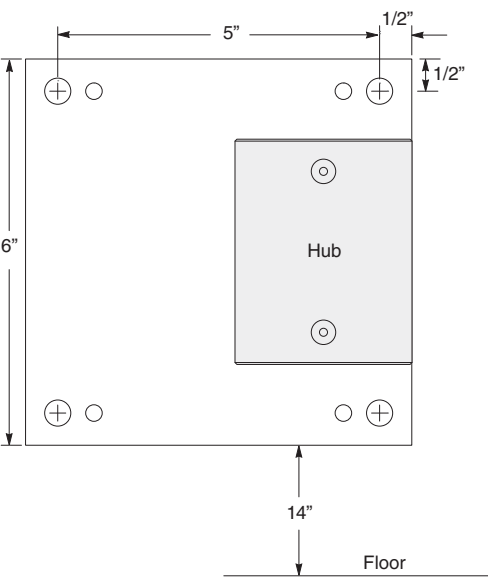
2400 Rear Mount Beneath Counter



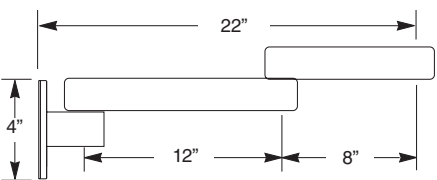
2400 Mounting Plate



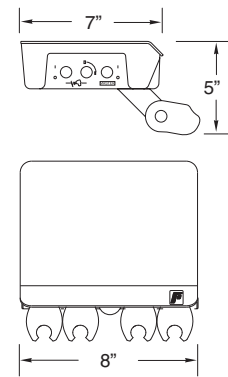
3230/3235 Leveling Mounting Plate



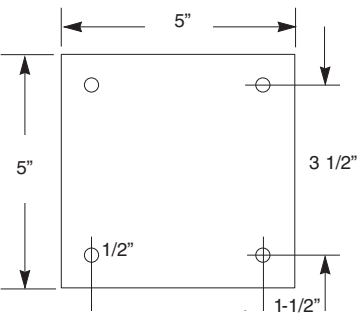
1110-115-CS Folding Arm System Option



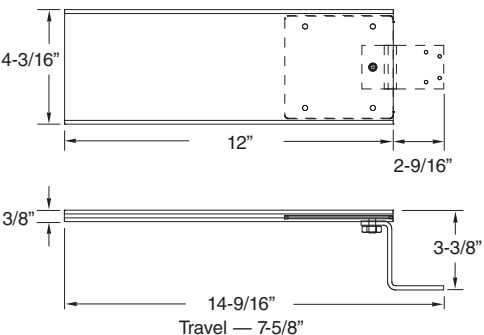
MT600/MT610 Compact Controls



MT600/610BS Leveling/Mounting Plate



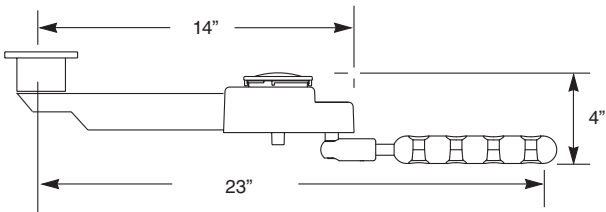
1700-140 Slide Mount With Swivel Option



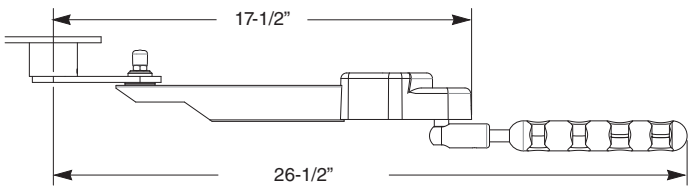
Pivot & Fixed Chair Mount Packages
Pivot & Fixed Chair Mount Package Ordering Guide
Fusion Packages
Fusion Package Ordering Guide
Designer Friendly Colors & Surfaces
Chairs & Stools
Lights and Monitor Mounts
Rear Mount Side Delivery Systems
Ancillary Ordering & Options
Control Head Accessories
Simplified Cuspidors & Assistant's Instrumentation
Simplified Rear & Side Delivery Systems
Factory Options & Parts
General Information
Warranty
Sales Teams

Dimensions

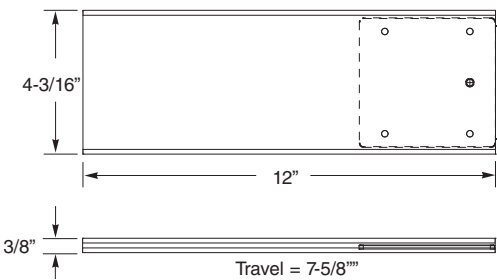
1284 Rear, Beneath Work Surface



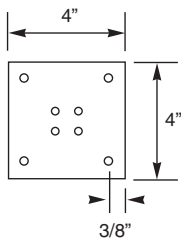
1286 Rear, Beneath Shelf



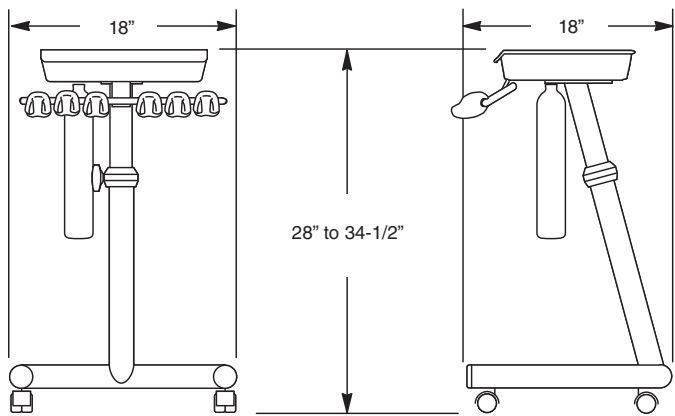
1700-142 Slide Mount Option, 1284/2184



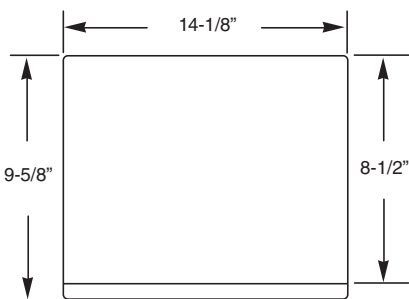
1284/1286 Mounting Plate



5350/5355 Standard IC Cart



5350/5355 Work Surface



Proper maintenance will prolong the life of the dental equipment. It is important to adhere to routine practices for patient safety and avoid premature aging of the dental equipment. Following the step by step details outlined in the Forest Operator Guides included with the product will provide valuable information to achieve optimum success maintaining patient safety and the lifespan of the treatment room equipment.

Pivot & Fixed Chair Mount Packages
Pivot & Fixed Chair Mount Package Ordering Guide
Fusion Packages
Fusion Package Ordering Guide
Designer Friendly Colors & Surfaces
Chairs & Stools
Lights and Monitor Mounts
Rear Mount Side Delivery Systems
Ancillary Ordering & Options
Control Head Accessories
Simplified Cuspidors & Assistant's Instrumentation
Simplified Rear & Side Delivery Systems
Factory Options & Parts
General Information
Warranty
Sales Teams

DENTALEZ and its employees are proud of the products we provide to the dental community. We stand behind these products with a warranty against defects in material and workmanship as provided below.

In the event that you experience difficulty with the application or operation of any of our products, please contact our technical service department at our expense at (800)423-3555.

If we cannot resolve the issue by telephone, we will arrange for a representative to contact you or suggest that the product be repaired by a dealer service technician.

If product return is required, we will provide you with a Return Authorization number and shipping instructions to return the product to the proper facility. If the product is under warranty we will ask you to provide proof of purchase such as a copy of your invoice. Please be sure to include the Return Authorization number on the package you are returning. It is the responsibility of the purchaser/end user to immediately cease using the product upon discovery that the product is not in proper working order and to dispose of any defective product that is not returned to DENTALEZ.

Freight costs for product returns are the responsibility of the customer. Products under warranty will be repaired or replaced, at our sole discretion, and returned at our expense. We are not responsible for shipping damages. We will, however, help you file a claim with the freight carrier.

DENTALEZ warrants all equipment and parts to be free of defects in material and workmanship, under normal usage, under the following terms:

Forest	Limited Warranty Period*
Patient chairs / Provider stools	5 years from date of installation
Chair / Stool upholstery	2 years from date of installation
Delivery systems	5 years from date of installation
7000 series delivery system chassis	20 years from date of installation
Handpiece illumination systems	6 months from date of installation
Power suppliers, Syringe buttons, HVE and SE valves	1 year from date of installation
Water bottles, gas springs, and handpiece tubing	2 years from date of installation
Air and Water tubing connectors (T's), Distribution block, Master control block, Flow valves	20 years from date of installation
Operatory lights	5 years from date of installation

Please note the following additional terms of our warranty and return policy:

- This warranty covers manufacturing defects only and does not cover defects resulting from abuse, accidents, misuse, improper handling, cleaning, care or maintenance. Damage, including, without limitation, discoloration of upholstery, resulting from contact, such as dye transfer, from garments worn by dental staff/team, the use of chemicals, cleaners, disinfectants or sterilization is not covered under this warranty nor is normal wear and tear. Failure to follow or observe our operating/use, maintenance and/or installation instructions voids this warranty as does the use of non-authorized parts and repairs made by an unauthorized repair facility.
- **Liability is limited to repair or replacement of the defective part(s) or products at our sole discretion. All other liabilities, in particular liability for damages, including, without limitation, special, exemplary, consequential or incidental damages are excluded.**
- THIS WARRANTY IS IN LIEU OF ALL OTHER WARRANTIES, EXPRESSED OR IMPLIED, INCLUDING ANY IMPLIED WARRANTIES OF MERCHANTABILITY OR FITNESS FOR A PARTICULAR PURPOSE. NO EMPLOYEE, REPRESENTATIVE OR DEALER IS AUTHORIZED TO CHANGE THIS WARRANTY IN ANY WAY OR TO GRANT ANY OTHER WARRANTY.

CANCELLATION POLICY:

Standard orders: Written cancellation request required within 3 days of order entry date, otherwise a 25% restock fee will be charged. Expedited ship date requests are non-cancellable.

CUSTOM ORDERS:

- Custom configurations are those that deviate from Forest’s published product offering; these orders are non-cancellable and non-returnable.
- May be subject to an additional “Deviation” charge and/or a non-refundable engineering charge.
- Custom powder coat, custom plastic surface treatments and/or custom treatments such as multiple color combinations or custom colors may result in an upcharge of 10-15% per model and are non-cancellable and non-returnable.

WARRANTY REPLACEMENTS:

Parts replaced on a product that is in warranty will be warranted for the duration of that product’s original warranty

PRODUCT RETURN:

Opened products or product returns more than a year old cannot be returned for credit. There will be a 25% (\$25.00 minimum) restocking charge on all items authorized for return.

Ultraleather is a registered trademark of Ultrafabrics, Inc., Formica is a registered trademark of The Diller Corporation, Corian is a registered trademark of DuPont, Wilsonart is a registered trademark of Wilsonart LLC., Meganite is a registered trademark of Lai, James, Naugahyde is a registered trademark of United States Rubber Products, Inc., and Active tilt is a registered trademark of Crown Seating. Designer Friendly is a registered trademark of DTE Oregon, Inc.

Pivot & Fixed Chair Mount Packages
Pivot & Fixed Chair Mount Package Ordering Guide
Fusion Packages
Fusion Package Ordering Guide
Designer Friendly Colors & Surfaces
Chairs & Stools
Lights and Monitor Mounts
Rear Mount Side Delivery Systems
Ancillary Ordering & Options
Control Head Accessories
Simplified Cuspidors & Assistant’s Instrumentation
Simplified Rear & Side Delivery Systems
Factory Options & Parts
General Information
Warranty
Sales Teams

Heritage

EQUIPMENT

EMBRACING OUR TRADITION

DENTALEZ has been providing high-quality equipment to the dental industry for over 60 years. The DENTALEZ Heritage product line continues the legacy of DENTALEZ equipment in a dedicated online catalog while supplies last. The future of DENTALEZ equipment will be re-imagined through the lens of the Forest equipment portfolio.



[DENTALEZ.COM/HERITAGE](https://www.dentalez.com/heritage)

Contact your local representative for more information.

Pivot & Fixed
Chair Mount
Packages

Pivot & Fixed
Chair Mount
Package
Ordering Guide

Fusion
Packages

Fusion
Package
Ordering Guide

Designer
Friendly
Colors &
Surfaces

Chairs
& Stools

Lights and
Monitor Mounts

Rear Mount
Side Delivery
Systems

Ancillary
Ordering
& Options

Control Head
Accessories

Simplified
Cuspidors &
Assistant's
Instrumentation

Simplified
Rear & Side
Delivery
Systems

Factory
Options & Parts

General
Information

Warranty

Sales Teams

INTERNATIONAL, DENTAL SERVICE ORGANIZATIONS, SCHOOLS & GOVERNMENT SALES

Special Markets Managers (SMM)

Northeast Territory: David Armstrong, SMM

440.479.3860
darmstrong@dentalez.com
Connecticut, Delaware, Maine, Maryland, Massachusetts, New Hampshire, New Jersey, New York, Ohio, Pennsylvania, Rhode Island & Vermont
Canadian Provinces: New Brunswick, Nova Scotia & Quebec

Southeast Territory: Craig Wattie, SMM

854.205.7389
cwattie@dentalez.com
Alabama, Florida, Georgia, Louisiana, Mississippi, North Carolina, South Carolina, Tennessee, Virginia, Washington DC & West Virginia

Northcentral Territory: Dustin Stember, SMM

913.972.4963
dstember@dentalez.com
Illinois, Indiana, Iowa, Kansas, Kentucky, Michigan, Minnesota, Missouri, Nebraska & Wisconsin
Canadian Province: Manitoba & Ontario

Southwest Territory: Chad Price, SMM

805.245.4315
cprice@dentalez.com
Alaska, Arizona, Arkansas, Colorado, Hawaii, New Mexico, Oklahoma, Texas, Utah & International - Military

Pacific Northwest: Jim Zann, SMM

916.835.2804
jzann@dentalez.com
California, Idaho, Montana, Nevada, North Dakota, Oregon, South Dakota, Washington & Wyoming
Canadian Provinces: Alberta, British Columbia, & Saskatchewan

Sales Leadership

Sr. Director of Sales,
Commercial Markets
Carlos Martinez
484.983.9026
cmartinez@dentalez.com

National Sales Manager/
Special Markets
Nick Carter
C 817.583.3145
ncarter@dentalez.com

Sr. Sales Manager, Merchandise Sales
Russell Branham
509.209.62612
rbranham@dentalez.com

Strategic Accounts Manager
Aggie Pennington
C 484.433.8980
O 610.725.8004 ext. 1338
apennington@dentalez.com

Strategic Accounts Manager
John Mancus
C 570.357.3902
jmancus@dentalez.com

Lab Sales

Sr. Institutional Sales Manager
Nevin Labs
Jason Hodkowski
708-466-8220
jhodkowski@dentalez.com

Nevin Sales Specialist
Northern US
Don Tomko
484-401-1427
dtomko@dentalez.com

Pivot & Fixed Chair Mount Packages
Pivot & Fixed Chair Mount Package Ordering Guide
Fusion Packages
Fusion Package Ordering Guide
Designer Friendly Colors & Surfaces
Chairs & Stools
Lights and Monitor Mounts
Rear Mount Side Delivery Systems
Ancillary Ordering & Options
Control Head Accessories
Simplified Cuspidors & Assistant's Instrumentation
Simplified Rear & Side Delivery Systems
Factory Options & Parts
General Information
Warranty

PRIVATE PRACTICE & DEALER SALES

Professional Sales Associates

<p>Michel Cabine 514.793.3368 (C) mcabanie@profsales.com Quebec, Nova Scotia, New Brunswick & Ottawa</p>	<p>Gilbert (Gil) Frellick 631.579.6145 (C) gfrellick@profsales.com Greater New York City, Westchester & Long Island, NY, Northern & Central NJ</p>	<p>Aaron Renner 519.319.7457 (C) arenner@profsales.com Ontario (except Ottawa) & MB</p>
<p>Steve Carlin 952.491.1223 (C) scarlin@profsales.com MN, SD, NE, ND, IA</p>	<p>Milton Lorring 216.396.2341 (C) mlorring@profsales.com OH, Western PA, Buffalo, Syracuse & Rochester, NY, WV</p>	<p>Robert Rodriguez 305.458.6538 (C) rrodriguez@profsales.com FL, Valdosta, GA & PR</p>
<p>Skip Ellender 617.894.1224 (C) sellender@profsales.com AZ, NM, Southern WY, CO El Paso, TX</p>	<p>Robert (Rob) Parsons 774-277-7734 (C) rparsons@profsales.com CT, MA, ME, NH, RI, VT Newburgh, Albany</p>	<p>Don Rogers, III 717.201.7332 (C) drogers@profsales.com Eastern PA, Southern NJ, DE</p>
<p>Rich Ellis 301.502.7424 (C) rellis@profsales.com MD, VA, WV, DC</p>	<p>John Miller 503.758.9895 (C) jmiller@profsales.com OR, WA, Northern ID, MT Northern WY, AK</p>	<p>Scott Rumble 403-801-5390 (C) srumble@profsales.com Southern TX</p>
<p>Mike Gullage 205.529.0243 (C) mgullage@profsales.com GA (except Savannah and Valdosta) AL, East TN, Pensacola, FL</p>	<p>Stephan Nugent 214.394.0074 (C) snugent@profsales.com Northern TX, OK, Fayetteville AR, Shreveport, LA</p>	<p>Jim Schlosser 909.215.3277 (C) jschlosser@profsales.com Southern CA, Southern ID, UT Las Vegas, NV</p>
<p>Bill Highland 810.623.7297 (C) bhighland@profsales.com MI, OH, IN</p>	<p>Ryan O'Berry 356.554.4466 (C) roberry@profsales.com NC, SC, Savannah, GA</p>	<p>Shawn Silvey 314.249.6052 (C) ssilvey@profsales.com KS, MO, Southern IL</p>
<p>Matt Highland 901.606.3633 (C) mhighland@profsales.com New Orleans, LA, MS, Memphis TN, Nashville, TN, Little Rock, AR, KY</p>	<p>Mike Murphy 951.526.9422 (C) mmurphy@profsales.com Northern CA, NV (except Las Vegas), HI</p>	<p>Victor Yoon 778-688-8429 (C) vyoon@profsales.com British Columbia, Alberta & Saskatchewan</p>
<p>Brett Hobbs 630.772.4321 (C) bhobbs@profsales.com Northern and Central IL, WI</p>	<p>Sam Paola 310.569.1178 (C) spaola@profsales.com Southern CA, Southern ID, UT, Las Vegas, NV</p>	

Pivot & Fixed Chair Mount Packages
Pivot & Fixed Chair Mount Package Ordering Guide
Fusion Packages
Fusion Package Ordering Guide
Designer Friendly Colors & Surfaces
Chairs & Stools
Lights and Monitor Mounts
Rear Mount Side Delivery Systems
Ancillary Ordering & Options
Control Head Accessories
Simplified Cuspidors & Assistant's Instrumentation
Simplified Rear & Side Delivery Systems
Factory Options & Parts
General Information
Warranty

DENTALEZ CORPORATE
301 Lindenwood Drive, Ste.100
Malvern, PA 19355

T: 800.293.5206
F: 610.725.9894
DENTALEZ.COM

For all orders and/or questions please call our
Customer Experience Representatives at 866.DTE.INFO.

*2023 DENTALEZ, Inc. All rights reserved. DENTALEZ, Star and Dentoform
are registered trademarks and Nevin is a trademark of DENTALEZ INC.
Ramvac is a registered trademark of Ramvac Dental Products Inc.*

Pivot & Fixed Chair Mount Packages
Pivot & Fixed Chair Mount Package Ordering Guide
Fusion Packages
Fusion Package Ordering Guide
Designer Friendly Colors & Surfaces
Chairs & Stools
Lights and Monitor Mounts
Rear Mount Side Delivery Systems
Ancillary Ordering & Options
Control Head Accessories
Simplified Cuspidors & Assistant's Instrumentation
Simplified Rear & Side Delivery Systems
Factory Options & Parts
General Information
Warranty
Sales Teams