

# SEATING CATALOG

2024

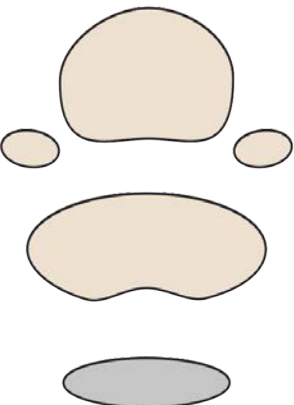


ERGONOMIC SEATING



## CROWN SEATING

WORK AND LIVE IN COMFORT



800.417.4122 INFO@CROWNSEATING.COM

7300 S Tucson Way, Centennial, CO 80112, USA

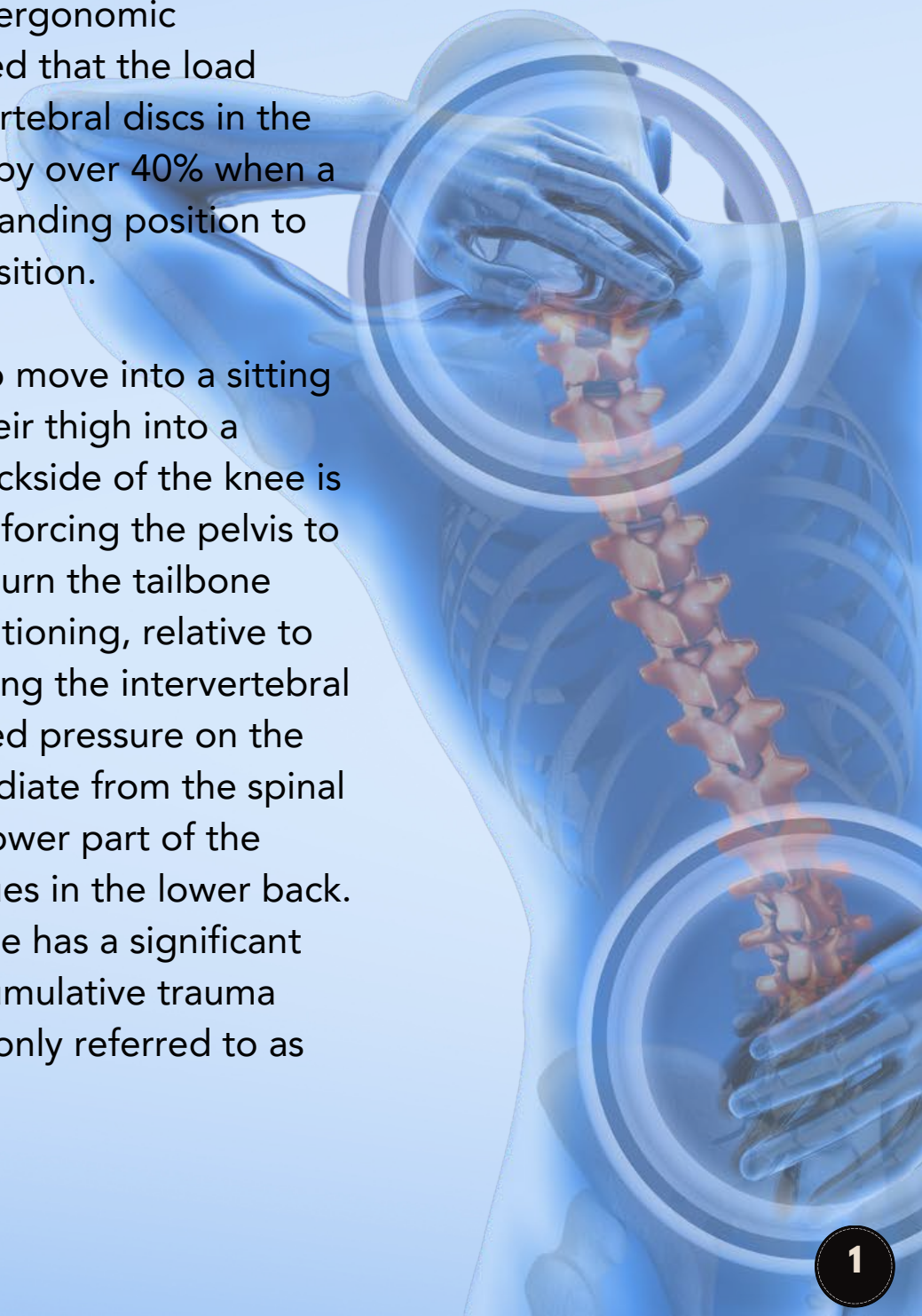
303.693.2257

# ERGONOMICS

We firmly believe that ergonomics is not just some buzzword to be used in marketing brochures but is the founding principal of all of our research and design projects. We outpace our competition by multiples of ten when researching human/ machine interaction when the user has to sit and lean forward to complete a task.

Almost 40 years ago, ergonomic researchers determined that the load placed on the inter-vertebral discs in the lower back increased by over 40% when a person went from a standing position to an Elevated sitting position.

As someone begins to move into a sitting position, they raise their thigh into a position where the backside of the knee is at a 90-degree angle, forcing the pelvis to rotate backward and turn the tailbone under. This pelvis positioning, relative to the spine, starts stacking the intervertebral discs to place increased pressure on the discs. These nerves radiate from the spinal cord outward to the lower part of the body, connective tissues in the lower back. This increased pressure has a significant potential to lead to cumulative trauma disorder, more commonly referred to as "back pain."





# Saddle seating – Support and improve back health

## Our why...

Twenty years ago, Crown Seating's Steve Knight recognized the importance of creating saddles specifically designed for each user's unique build. Steve Knight's Goldilocks theory that one size does not fit all in seating spearheaded a change in how dental healthcare professionals view seating.



### Tailored design

Crown Seating crafts saddle stools to fit the unique needs of dental professionals, ensuring maximum comfort and support.



### Innovative approach

Steve Knight's "Goldilocks approach" revolutionized saddle seating, prioritizing customization and ergonomic design for dental practices.



### Personalized comfort

Crown Seating's saddle stools offer adjustable features and ergonomic contours for tailored comfort, promoting proper posture and reducing back strain.



### Promoting back health

Crown Seating's saddle stools encourage balanced sitting postures, supporting and improving back health for dental professionals, and minimizing discomfort and musculoskeletal issues.



## The word started getting out...

Two well-known dental hygienists, Anne Guignon and Cindy Purdy quickly embraced the vision. Together they started spreading the news about safer seating options. Word quickly spread among their dental hygiene colleagues that all healthcare workers needed safe seating options.

## Why saddles work...



Saddle seating allows the spine to do its job. The secret comes from sitting in a more elevated, neutral position with the hips higher than the knees.

A properly adjusted saddle maintains a healthy lumbar curve. This decreases spinal disc pressure and allows the body's muscles, bones, and ligaments to work harmoniously.

Saddles bring clinicians closer to the workspace, the patient's oral cavity. This reduces dangerous reaches and minimizes unnecessary bending and twisting. Saddle seating also improves core strength and promotes deep diaphragmatic breathing.

## Our focus, our journey.....



In the first year, Crown Seating had only two models. Over the last two decades the offerings expanded. Today, there are six-seat pan designs with multiple cylinder options that create the perfect, custom fit.

Crown Seating is a US-based company located just south of Denver, Colorado. Skilled craftsmen individually make our products.

Every saddle is crafted using high-quality components designed by our company's seating specialists or parts carefully sourced from manufacturers that maintain the same high standards.

Our saddles are backed by the longest and most comprehensive warranty in the industry.

## Our commitment to you.....

Other companies may offer a saddle.....but we focus on providing the best product for you.....so you can do your best at what you do. Our philosophy is based on utilizing the Goldilocks philosophy.



- Educate clinicians about safe seating
- Create a custom seating experience
- Reduce the risk of musculoskeletal disorders
- Improve workplace wellness and safety



# SILVERTON



The Silverton series is a versatile lineup of ergonomic seating solutions designed for diverse needs. From the Silverton saddle to the assistant chair with ratcheting arm and back variants, each prioritizes comfort, support, and versatility. Engineered with advanced foam technologies and adjustable components, these chairs promote proper posture, reduce fatigue, and alleviate chronic pain. Whether you prefer a saddle-style seat or additional back and arm support, the Silverton series offers unparalleled comfort for any workspace.

“Crown Seating has designed the Silverton 150D with a universal fit in mind. The design offers a comfortable, supported fit for a wide range of users with a more narrow hip structure”

CINDY PURDY  
BSDH, RDH, CEAS.  
CINDYPURDY.COM



“I Love Crown Seating saddle stools. They have changed the way I feel during and after work. They have a great product line designed for all bodies, shapes, and sizes, with high-quality materials and true care for dental professionals.

”  
CAITLIN PARSONS  
ERGONOMIC CONSULTANT

*the* Aligned  
hygienist



# SILVERTON C150D



## FEATURES

- Lightweight design
- Saddle-style seat with Serene gel foam
- Tall cylinder for height adjustment
- Beige powder-coated metal base
- Full tilt adjustment for comfort
- Anatomically designed seat for natural body shape conformity
- Advanced Serene gel foam for superior comfort
- Multi-angle pelvic positioning to reduce back strain
- Improved balance point for easier reach
- Small seat size for precise patient positioning
- Upholstery options: Silvertex, medical grade vinyl, UltraLeather, Sta-Kleen

## SPECIFICATION

- Weight: 24lbs
- Stool Base Diameter: 23"
- Floor to Seat Height: 19" - 26"
- Seat Measurements: Width 13" x Depth 16"



# SILVERTON C150A



## FEATURES

- Stool: Dual Lever Adjustment
- Seat: Ergo Angle Style Saddle
- Cylinder: Tall
- Base: Metal
- Casters: Hard Floor
- Cushioning: Serene Gel Foam
- Upholstery options: Silvertex, Medical Grade Vinyl, UltraLeather, Sta-Kleen

## SPECIFICATION

- Weight: 34 lbs
- Stool Base Diameter: 23"
- Floor to Seat Height: 19"-26"
- Seat Measurements: Width 13" x Depth 16"
- Adjustable footring for customized support
- Ratcheting arm adjusts vertically and horizontally for versatile positioning.

SCAN  
ME





# DENVER



The Denver series: a range of ergonomic saddle stools designed to provide exceptional comfort and support for dental professionals. The Denver Assistant Ergo Style Saddle combines serene gel foam with dual lever adjustments, ensuring optimal comfort and ease of use. Perfect for operators of all heights and weights, the Denver Saddle Stool offers ergonomic seating for extended procedures. The Denver Assistant Chair is ideal for additional assistance during long procedures, providing unparalleled comfort and functionality. Choose the Denver series for superior ergonomic seating solutions in any dental practice.



**“Crown Seating Saddle stools get me closer to the patient in a neutral position at all times.”**

**WHITNEY CRIST- RDH - CERTIFIED  
ERGONOMIC ASSESSMENT SPECIALIST -  
CLINICAL INSTRUCTOR**



# DENVER C130D



## FEATURES

- Stool: Dual Lever Adjustment
- Seat: Ergo Angle Style Saddle
- Cylinder: Tall
- Base: Metal
- Casters: Hard floor
- Cushioning: Serene gel foam
- Upholstery: Medical grade vinyl, Ultraleather and Silvertex

## SPECIFICATION

- Weight: 26 lbs
- Stool Base Diameter: 23"
- Floor to Seat Height: 19"-26"
- Seat Measurements: Diameter 16" x 11"





# DENVER C130A



## FEATURES

- Stool: Dual Lever Adjustment
- Seat: Ergo Angle Style Saddle
- Cylinder: Tall
- Base: Beige Powder Coated Metal
- Casters: Hard Floor
- Foot ring: Adjustable
- Arm: Ratcheting
- Upholstery options: Silvertex, Medical Grade Vinyl, UltraLeather, Sta-Kleen
- Cushioning: Serene Gel Foam

## SPECIFICATION

- Weight: 38 lbs
- Stool Base Diameter: 23"
- Floor To Seat Height: 19" - 26"
- Seat Measurements: Width 16" x Depth 11"



# DENVER C130AB



## FEATURES

- Stool: Triple Lever Adjustment
- Seat: Ergo Angle Style Saddle
- Back: Lumbar
- Arm: Ratcheting
- Cylinder: Tall
- Base: Metal
- Casters: Hard Floor
- Cushioning: Serene Gel Foam
- Foot-ring: Adjustable
- Upholstery options: Silvertex, Medical Grade Vinyl, Ultra Leather, Sta-Kleen

## SPECIFICATION

- Weight: 46 lbs
- Stool Base Diameter: 23"
- Floor To Seat Height: 19" - 26"
- Seat Measurements: Diameter 16" x 11"





# DENVER C130DB



## FEATURES

- Stool: Triple Lever Adjustment
- Seat: Ergo Angle Style Saddle
- Cylinder: Tall Adjustable
- Back: Lumber
- Base: Metal
- Casters: Hard Floor
- Cushioning: Serene Gel Foam
- Upholstery options: Silvertex, Medical Grade vinyl, UltraLeather, Sta-Kleen

## SPECIFICATION

- Weight: 34 lbs
- Stool Base Diameter: 23"
- Floor - Seat Height: 19" - 26"
- Seat Measurements: Diameter 16" x 11"



# DURANGO



Introducing the Durango series: a classic saddle stool designed for modern ergonomic needs. The Durango C90SSAB features an English-style saddle seat with dual lever adjustment, providing users of all sizes with unparalleled comfort and support. With a standard medium cylinder and polished metal base, this stool promotes optimal posture and reduces lower back strain. The Durango C90SSA offers even more versatility with its ratcheting arm and optional lumbar backrest.



“As The Roaming Dental Hygienist, I am inseparable from my Crown Seating Saddle Stool. It’s Not just a seat; It’s my trusty companion in every dental office across the country. It’s comfort and support make it an essential part of my portable dental equipment. ”

**MICHELLE STRANGE-RDH**  
**THE ROAMING HYGIENEST**





# DURANGO C90SS



## FEATURES

- Stool: Dual Lever Adjustment
- Seat: English Style Saddle
- Cylinder: Medium Adjustable
- Base: Polished Metal
- Casters: Hard Floor
- Cushioning: Serene Gel Foam
- Upholstery options: Silvertex, Medical-grade vinyl, UltraLeather, Sta-Kleen

## SPECIFICATION

- Weight: 27 lbs
- Stool Base Diameter: 23"
- Floor to Seat Height: 18"-23"
- Seat Measurements: Width 16" x Depth 13"



# DURANGO C90SSA




## FEATURES

- Stool: Dual Lever Adjustment
- Seat: English Style Saddle
- Cylinder: Tall Adjustable
- Base: Powder Coated Metal
- Casters: Hard Floor
- Cushioning: Serene Gel Foam
- Arm: Ratcheting
- Foot ring: Adjustable
- Upholstery options: Silvertex, Medical-grade vinyl, UltraLeather, Sta-Kleen

## SPECIFICATION

- Weight: 32 lbs
- Stool Base Diameter: 23"
- Floor To Seat Height: 19"-26"
- Seat Measurements: Width 16" x Depth 13"





# DURANGO C90SSAB



## FEATURES

- Stool: Triple Lever Adjustment
- Seat: English Style Saddle
- Lumbar Backrest
- Ratcheting Arm
- Cylinder: Tall Adjustable
- Base: Powder Coated Metal
- Casters: Hard floor
- Cushioning: Serene Gel Foam
- Foot ring: Adjustable
- Upholstery options: Silvertex, Medical-grade vinyl, UltraLeather, Sta-Kleen!

## SPECIFICATION

- Weight: 45 lbs
- Stool Base Diameter: 23"
- Floor To Seat Height: 19"-26"
- Seat Measurements: Width 16" x Depth 13"



# QUEEN ANNE



The Queen Anne Saddle seat is only available in carbon Silververtex and is unique due to its perfect fit for almost any user of any size. Making it great for first-time saddle users, dental professionals, and operatory places where it can serve as a multi-use tool.



Queen Anne inventor and Renown RDH, MPH, Professional Healthcare Speaker, Educator, Author, and Researcher; Clinician, Patient Advocate, Mentor

Your help has given countless people around the world a voice - the one thing they need most.

**ANNE GUIGNON RDH**



# QUEEN ANNE CHAIR



## FEATURES

- Stool: Dual Lever Adjustment
- Seat: English Style Saddle
- Cylinder: Medium + Tall Provided
- Base: Polished Top
- Casters: Chrome Top Hard Floor
- Cushioning: Serene Gel Foam
- Upholstery: Silvertex
- Color: Carbon Silvertex Only

## SPECIFICATION

- Weight: 28 lbs
- Stool Base Diameter: 23"
- Floor To Seat Height With Med. Cylinder: 18" to 23"
- Floor To Seat Height With Tall Cylinder: 19"to 26"
- Seat Measurements: Width 16" x Depth 13"





# CANYON



The Crown Seating Canyon stool offers enhanced functions and a versatile shape tailored for optimal comfort and accessibility. With its unique split-seat design, this saddle stool allows for width and angle adjustments, ensuring a personalized fit for every user. Designed with everybody in mind, the Canyon split seat saddle combines functionality with style to meet the diverse needs of dental and medical professionals.



“I am not exaggerating when I say, I would not be able to continue practicing clinically if I had not made the decision to invest in a Crown Seating saddle stool. I literally carry my saddle to every temp assignment, to increase my career longevity and my overall health.”

JENNIFER STANLEY  
RDH



“Crown Seating is a fantastic company not only because of their quality products but also customer service. They took the time to educate me on the stool that would best fit my body type. Since using my Crown Seating stool my ergonomics and back pain have improved significantly. I highly recommend them to all practitioners.”

AMBER LOVATOS

# CANYON C160D



## SPECIFICATION

- Weight: 37bs
- Stool Base Diameter: 23"
- Floor Seat Height: 19"-26"
- Seat Measurements: Width 13" x Depth 16"
- The width can be adjusted as needed.

## FEATURES

- Stool: Dual lever adjustment for personalized comfort and tilt.
- Seat: Split-style saddle design for ergonomic support.
- Cylinder: Height-adjustable mechanism ensures optimal seating position.
- Base: powder-coated metal base with five legs for enhanced stability.
- Casters: Hard floor casters for smooth mobility.
- Cushioning: Serene Gel Foam provides superior comfort during extended use.
- Upholstery Options: Choose from Silvertex, medical-grade vinyl, UltraLeather, or Sta-Kleen for customizable style and durability.



# WESTERN SADDLE



The Western Saddle is a classic with more functions and a shape specifically designed to provide versatility. With this Crown Seating saddle stool, you can sit comfortably in a western-style seat that allows angle adjustments to be made for a more personalized fit.



“Saddle seating is the most ergonomic way to practice. The name of the comfort game is neutral posture. That's what saddle stools do. The key is to have a stool that is adjustable in height and seat pan tilt. Crown Seating saddles have both features, which allow different users to remain comfortable even with varying skeletal structures.

KATRINA KLEIN RDH, CEAS, CPT

 ErgoFitLife





# WESTERN SADDLE



## FEATURES

- Stool: Dual Lever Adjustment
- Seat: Western Style Saddle
- Cylinder: Tall
- Base: Beige Powder Coated Metal
- Casters: Hard Floor
- Cushioning: Serene Gel Foam
- Upholstery Options: Choose from Silvertex, medical-grade vinyl, UltraLeather, or Sta-Kleen for customizable style and durability.

## SPECIFICATION

- Weight: 28 lbs
- Stool Base Diameter: 23"
- Floor Seat Height: 19"-26"
- Seat Measurements: Back Width 13" x Front Width: 6" x Depth 13"



# WESTERN SADDLE WITH ARM



## FEATURES

- Stool: Dual Lever Adjustment
- Seat: Western Style Saddle
- Ratcheting Arm
- Cylinder: Tall
- Base: Metal
- Casters: Hard floor
- Cushioning: Serene Gel Foam
- Upholstery: Medical grade vinyl, Silvertex, UltraLeather, Sta-Kleen

## SPECIFICATION

- Weight: 33 lbs
- Stool Base Diameter: 23"
- Floor To Seat Height: 19"-26"
- Seat Measurements: Back Width 13" x Front Width: 6" x Depth 13"



# WESTERN SADDLE WITH BACKREST



## FEATURES

- Stool: Triple Lever Adjustment
- Seat: Western Style Saddle
- Lumbar Backrest
- Cylinder: Tall
- Base: Metal
- Casters: Hard Floor
- Cushioning: Serene Gel Foam
- Upholstery Options: Choose from Silvertex, medical-grade vinyl, UltraLeather, or Sta-Kleen for customizable style and durability.

## SPECIFICATION

- Weight: 36 lbs
- Stool Base Diameter: 23"
- Floor Seat Height: 19"-26"
- Seat Measurements: Back Width 13" x Front width: 6" x Depth 13"





# WESTERN SADDLE<sup>®</sup>

## WITH ARM & BACKREST



### FEATURES

- Stool: Triple Lever Adjustment
- Seat: Western Style Saddle
- Back: Lumbar
- Arm: Ratcheting
- Lumbar Backrest
- Cylinder: Tall
- Base: Metal
- Casters: Hard Floor
- Cushioning: Serene Gel Foam
- Upholstery options: Silvertex, Medical Grade Vinyl, UltraLeather, Sta-Kleen

### SPECIFICATION

- Weight: 46 lbs
- Stool Base Diameter: 23"
- Floor To Seat Height: 19"-26"
- Seat Measurements: Back Width 13" x Front Width: 6" x Depth 13"



# COLORADO SERIES



The stool is for all body types and is a good crossover between a standard contour seat and a true saddle. This stool allows you to sit comfortably in a cradle-like design that holds your body in place. The Assistant Series Colorado C170DBA is a hybrid saddle chair with a backrest and paddle arms, adding the convenience, comfort, and ergonomics of a traditional dental stool with modern-day accessories.



“Working clinically as a dental hygienist I use Crown Seating stools. Ergonomics is just as important in a clinical operatory. Crown Seating are where I go for the best product for every need!”

SUSAN COTTEN  
BSDH, RDH, OMT



“Ensuring our providers have the best is not just a choice, it's a commitment to our mission. With CrownSeating, we prioritize the safety and well-being of our team, when our providers are healthy and supported, they can focus on what truly matters: saving lives, one smile at a time.”

CRYSTAL SPRING  
EXECUTIVE DIRECTOR



# COLORADO C170D



## FEATURES

- Stool: Dual Lever Adjustment
- Seat: Saddle
- Cylinder: Tall
- Base: polished Metal
- Casters: Hard Floor
- Cushioning: High Resiliency Foam
- Upholstery options: Silvertex, Medical Grade Vinyl, UltraLeather, Sta-Kleen

## SPECIFICATION

- Weight: 28 lbs
- Stool Base Diameter: 23"
- Floor Seat Height: 22.5" - 27.5"
- Seat: Width 16" x Depth 13"





# COLORADO C170DB



## FEATURES

- Stool: Triple Lever Adjustment
- Seat: Saddle
- Cylinder: Tall
- Backrest: Executive
- Base: Polished Top
- Casters: Black Hard Floor
- Upholstery options: Silvertex, Medical Grade Vinyl, UltraLeather, Sta-Kleen
- Cushioning: High Resiliency Foam

## SPECIFICATION

- Weight: 42 lbs
- Stool Base Diameter: 23"
- Floor - Seat Height: 16.5" - 24"
- Seat Measurements: Diameter 16"



# COLORADO C170DBA



## FEATURES

- Stool: Triple Lever Adjustment
- Seat: Saddle
- Cylinder: Tall
- Base: Polished Top
- Backrest: Executive
- Casters: Black Hard Floor
- Upholstery options: Silvertex, Medical Grade Vinyl, UltraLeather, Sta-Kleen
- Cushioning: High Resiliency Foam

## SPECIFICATION

- Weight: 33 lbs
- Stool Base Diameter: 23"
- Floor - Seat Height: 16.5" - 24"
- Seat Measurements: Diameter 16"



# HYBRID STOOLS



Hybrid saddle stools represent a fusion of innovative design and ergonomic functionality, offering users a unique seating experience that combines the benefits of traditional saddle stools with additional features for enhanced comfort and support. With their distinctively contoured seats and adjustable mechanisms, hybrid saddle stools are designed to promote proper posture, reduce strain on the back and muscles, and minimize discomfort during extended periods of sitting.

These stools typically feature customizable options such as adjustable seat height, tilt, and lumbar support, allowing users to tailor their seating position to their preferences and ergonomic needs. Whether used in dental offices, healthcare facilities, or other professional settings, hybrid saddle stools provide a versatile, ergonomic seating solution for improved productivity and well-being.





# ASPEN C70DS



## FEATURES

- Stool: Triple lever adjustment
- Seat: Small hybrid saddle
- Cylinder: Short
- Base: Powder Coated Metal
- Casters: Hard floor
- Cushioning: High-resiliency foam
- Unique lumbar backrest for superior lower spine support
- Upholstery: Medical grade vinyl, Silvertex, UltraLeather, Sta-Kleen

## SPECIFICATION

- Weight: 34 lbs
- Stool Base Diameter: 23"
- Floor Seat Height: 14"-19"
- Back: Width 15" x Height 8"
- Seat: Width 19.5" x Depth 13.5"



# ASPEN C70DL



## FEATURES

- Stool: Triple lever adjustment
- Seat: Small hybrid saddle
- Cylinder: Short
- Base: Powder Coated Metal
- Casters: Hard floor
- Cushioning: High-resiliency foam
- Unique lumbar backrest for superior lower spine support
- Upholstery: Medical grade vinyl, Silvertex, UltraLeather, Sta-Kleen

## SPECIFICATION

- Weight: 34 lbs
- Stool Base Diameter: 23"
- Floor Seat Height: 14" - 19"
- Seat: Width 21.5" x Depth 14.5"



# VAIL C30HS



## FEATURES

- Stool: Dual lever adjustment
- Seat: Hybrid saddle
- Cylinder: Medium Adjustable
- Base: Beige plastic
- Casters: Hard floor
- Cushioning: High-resiliency foam
- Unique lumbar backrest for superior lower spine support
- Upholstery: Medical grade vinyl, Silvertex, UltraLeather, Sta-Kleen

## SPECIFICATION

- Weight: 31 lbs
- Stool Base Diameter: 23"
- Floor to Seat Height: 14"-19"
- Back: Width 15" x Height 9.5"
- Seat: Width 19.5" x Depth 13.5"





# OPERATOR STOOLS



Crown Seating's operator stools are engineered with precision and functionality to meet the demands of modern work environments, providing professionals with the support they need to excel in their tasks.

Designed for versatility and comfort, these stools feature adjustable height settings, ergonomic seat contours, and durable construction to ensure optimal performance and longevity. With a focus on ergonomic design, Crown Seating operator stools promote proper posture, reduce fatigue, and enhance overall well-being during prolonged periods of seated work. Whether used in dental offices, laboratories, or other professional settings, Crown Seating's operator stools are the ideal choice for those seeking superior comfort, durability, and functionality in their seating solutions.



# PINNACLE C180D



## FEATURES

- Stool: Triple Lever Adjustment
- Back: Ultraleather Floating Backrest
- Seat: Plush
- Cylinder: medium
- Base: White Powder Coated Metal
- Casters: Hard Floor
- Cushioning: Multi-layered foam
- Upholstery: Ultra-Leather

## SPECIFICATION

- Weight: 31 lbs
- Stool Base Diameter: 23"
- Floor - Seat Height: 16" - 21.5"
- Back: Width 15" x Height 9.5"
- Seat: Width 19.5" x Depth 13.5"



# PINNACLE C180ABT



## FEATURES

- Stool: Triple Lever, Independent Adjustment
- Seat: Advanced Molded Contour
- Arm: Ratcheting
- Cylinder: Tall - Metal base
- Foot Ring: Adjustable
- Base: Chrome Base
- Casters: 65mm, Two-Tone Grey, Hard Floor
- Cushioning: High Resiliency Foam
- Upholstery Options: Ultra-Leather

## SPECIFICATION

- Weight: 46 lbs
- Stool Base Diameter: 23"
- Floor - Seat Height: 19 .25" - 26.25"
- Seat Measurements: Width 16" x Depth 15"





# AURORA C140D



## FEATURES

- Triple lever, independent adjustment stool
- Advanced molded contour seat
- Medium cylinder
- Chrome metal base
- 65mm, two-tone grey, hard floor casters
- High-resilience molded foam cushioning
- Cushioning: High Resilience Molded Foam
- Upholstery options: Silvertex, Medical Grade Vinyl, UltraLeather, Sta-Kleen

## SPECIFICATION

- Weight: 40lbs
- Stool Base Diameter: 23"
- Floor - Seat Height: 19.25" - 26.25"
- Seat Measurements: Width 16" x Depth 15"



# AURORA C140A



## FEATURES

- Stool: Triple Lever, Independent Adjustment
- Seat: Advanced Molded Contour Seat
- Arm: Ratcheting
- Tall Cylinder with a Metal Base
- Adjustable Foot Ring
- Shiny Chrome Base
- Casters: 65mm, Two-Tone Grey Hard Floor
- High Resilience Molded Foam Cushioning
- Upholstery options: Silvertex, Medical Grade Vinyl, UltraLeather, Sta-Kleen

## SPECIFICATION

- Weight: 50 lbs
- Stool Base Diameter: 23"
- Floor - Seat Height: 19 .25"- 26.25"
- Seat Measurements: Width 16" x Depth 15"



# AURORA C140AB



## FEATURES

- Stool: Triple Lever, Independent Adjustment
- Seat: Advanced Molded Contour
- Arm: Ratcheting
- Cylinder: Tall - Metal base
- Foot Ring: Adjustable
- Base: Chrome Base
- Casters: 65mm, Two-Tone Grey, Hard Floor
- Cushioning: High Resilience Molded Foam
- Upholstery options: Silvertex, Medical Grade Vinyl, UltraLeather, Sta-Kleen

## SPECIFICATION

- Weight: 50 lbs
- Stool Base Diameter: 23"
- Floor - Seat Height: 19.25" - 26.25"
- Seat Measurements: Width 16" x Depth 11"





# CRESTONE C20A



## FEATURES

- Seat: Round
- Arm: T-Stem to allow hygienists and or dentists to operate comfortably.
- Cylinder: Tall
- Footring: Fixed For better stability in awkward positions and foot placement.
- Upholstery options: Silvertex, Medical Grade Vinyl, UltraLeather, Sta-Kleen

## SPECIFICATION

- Weight: 31 lbs
- Stool Base Diameter: 23"
- Floor - Seat Height: 17" - 24"
- Seat Measurements: Diameter 15"



# CRESTONE C20D



## FEATURES

- Stool: Single Lever adjustment
- Back: D-Shaped
- Seat: Round
- Cylinder: Medium
- Base: Beige Plastic Base
- Casters: hard floor
- Cushioning: High resiliency foam
- Upholstery options: Silvertex, Medical Grade Vinyl, UltraLeather, Sta-Kleen

## SPECIFICATION

- Specifications
- Weight: 28 lbs
- Stool Base Diameter: 23"
- Floor - Seat Height: 14" - 19"
- Seat Measurements Diameter: 15" Round



# KEYSTONE 40AR



## FEATURES

- Stool: Single Lever Adjustment
- Seat: Round
- Arm: Ratcheting
- Cylinder: Tall
- Foot Ring: Adjustable
- Base: Metal
- Casters: Hard floor
- Cushioning: High Resiliency Foam
- Upholstery options: Silvertex, Medical Grade Vinyl, UltraLeather, Sta-Kleen

## SPECIFICATION

- Weight: 35 lbs
- Stool Base Diameter: 23"
- Floor To Seat Height: 19"-26"
- Seat Measurements: Diameter 15"





# STEAMBOAT C60D



## FEATURES

- Stool: Triple Lever Adjustment
- Back: Half Moon Backrest
- Seat: Plush
- Cylinder: Short
- Base: Beige Powder Coated Metal
- Casters: Hard Floor
- Cushioning: Multi-Layered Foam
- Upholstery options: Silvertex, Medical Grade Vinyl, UltraLeather, Sta-Kleen

## SPECIFICATION

- Weight: 34 lbs
- Stool Base Diameter: 23"
- Floor Seat Height: 14"-19"
- Back: Width 16.5" x Depth 11"
- Seat Measurements: Width 19" x Depth 15.5"



# STEAMBOAT C60ABT



## FEATURES

- Stool: Triple Lever Adjustment
- Seat: Contoured
- Arm: Ratcheting
- Back: Oval
- Cylinder: Tall
- Footring: Adjustable
- Upholstery options: Silvertex, Medical Grade Vinyl, UltraLeather, Sta-Kleen

## SPECIFICATION

- Weight: 45 lbs
- Stool Base Diameter: 23"
- Floor Seat Height: 19"- 26"
- Back: Width 15" x Height 12"
- Seat Measurements: Width 19" x Depth 15.5"



# STERLING C85SD



## FEATURES

- Seat: Bucket Style
- Stool: Single Lever Multi-Function
- Back: Executive Contour
- Cylinder: Short
- Base: Beige Powder Coated Metal
- Casters: Hard floor caster
- Cushioning: High-resiliency Foam
- Upholstery options: Silvertex, Medical Grade Vinyl, UltraLeather, Sta-Kleen

## SPECIFICATION

- Weight: 37 lbs
- Stool Base Diameter: 23"
- Floor Seat Height: 14"-19"
- Back: Width 11" x Depth 13.5"
- Seat Measurements: Width 17" x Depth 18"





# STERLING C85SA



## FEATURES

- Seat: Bucket
- Stool: Single Lever Multi-Function
- Arm: Ratcheting
- Back: Executive Contour
- Cylinder: Tall
- Foot-ring: Adjustable
- Upholstery options: Silvertex, Medical Grade Vinyl, UltraLeather, Sta-Kleen

## SPECIFICATION

- Weight: 50 lbs
- Stool Base Diameter: 23"
- Floor Seat Height: 19"-26"
- Back: Width 13.5" x Height 11"
- Seat Measurements: Width 18" x Depth 17"



# GLENWOOD C35D



## FEATURES

- Stool: Dual Lever Adjustment
- Back: Oval Back
- Seat: Contoured
- Cylinder: Short
- Base: Beige Powder Coated Metal
- Casters: Hard floor
- Cushioning: High resiliency foam
- Upholstery options: Silvertex, Medical Grade Vinyl, UltraLeather, Sta-Kleen

## SPECIFICATION

- Weight: 34 lbs
- Stool Base Diameter: 23"
- Floor To Seat Height: 14"-19"
- Back: Width 15" x Height 12"
- Seat Measurements: Width 17"



# GLENWOOD C35A



## FEATURES

- Stool: Single Lever Adjustment
- Seat: Contoured
- Arm: Ratcheting
- Back: None
- Cylinder: Tall
- Footring: Adjustable
- Upholstery Options: Silvertex, Medical Grade Vinyl, UltraLeather, Sta-Kleen

## SPECIFICATION

- Weight: 38 lbs
- Stool Base Diameter: 23"
- Floor To Seat Height: 19"-26"
- Seat Measurements: Width 17"





# VIRTÙ



The virtù® series offers a range of styles tailored for assistants and other professionals, providing unparalleled comfort and support. Experience the sensation of floating on water with patented ZenWave™ motion technology, promoting effortless movement forward and backward while alleviating harmful pressure. Align your spine with the Active Tilt™ seat plate, ensuring proper body alignment with smooth pivoting motion. Feel supported with the "Free-Float" backrest, which stays with you as you lean forward, offering continuous support. Customize your seat and backrest positions with three lever adjustments to fit your unique needs. Say goodbye to sore backs as the convex shape of the "Free-Float" backrest massages and improves blood flow to your lower back. Breathe easy with the cool, breathable mesh that prevents perspiration buildup, keeping your clothes fresh and clean. Experience relief from unhealthy pressure points and enjoy improved support throughout your workday, thanks to the virtù chair's innovative design and advanced support system.

# VIRTÙ® C1200M



## SPECIFICATION

- Weight: 42 lbs
- Stool Base Diameter: 24"
- Floor Seat Height: 20" - 25"
- Seat Measurements: Width 18.5" x Depth 17"

# VIRTÙ® C1200ML (LARGE SEAT)

## SPECIFICATION

- Weight: 48 lbs
- Stool Base Diameter: 24"
- Floor Seat Height: 20" - 25"
- Seat Measurements: Width 20.25" x Depth 19.5"



48

# VIRTÙ® C120DM



## SPECIFICATION

- Weight: 42 lbs
- Stool Base Diameter: 24"
- Floor Seat Height: 20" - 25"
- Seat Measurements: Width 18.5" x Depth 17"



# VIRTÙ® C120DML (LARGE SEAT)



## SPECIFICATION

- Weight: 48 lbs
- Stool Base Diameter: 24"
- Floor Seat Height: 20" - 25"
- Seat Measurements: Width 20.25" x Depth 19.5"





# VIRTÙ® C120AM



## SPECIFICATION

- Weight: 60 lbs
- Stool Base Diameter: 23"
- Floor Seat Height: 24.5" - 31"
- Seat Measurements: Width 18.5" x Depth 17"



# VIRTÙ® C120DA

## ARCTIC



### SPECIFICATION

- Weight: 48 lbs
- Stool Base Diameter: 24"
- Floor Seat Height: 20" - 25"
- Seat Measurements: Width 18.5" x Depth 17"



# VIRTÙ® C120AA

## ARCTIC

### SPECIFICATION

- Weight: 60 lbs
- Stool Base Diameter: 23"
- Floor Seat Height: 24.5" - 31"
- Seat Measurements: Width 18.5" x Depth 17"



# MEDICAL GRADE VINYL



Dream



Magenta




Manzanita



Marigold



Veryberry



Nasturium



Grape



Neptune



Cerulean



Candy Apple



All Spice



Persimmon



Berry



Bluejay



Marina




WoodViolet



Deepclay



Port



Tomato



MidnightBlue



Blueberry



PurpleIris



Chocolate



American Beauty




Cordovan



Fudge



RedCent



Regal Blue



Colonial Blue




New Purple




Otter



Coal



Royal Blue



Navy



Burgundy



# MEDICAL GRADE VINYL




White



Wheat



Black Plum



Snow



New Burgundy



LightGray




Leapfrog




SeaFoam



Natural




Reflection



Lightteal



Gray



Jade



Grass



Beige



Saddletan



CoffeeCream




Emerald



Aqua



SeaGrass



Spruce



BlueNile




Camelback



Outback



Gris



Everglade




Huntergreen



Bucksuede



Pumice



Cadet




Green Tea




Harbour



Tealeaf



Black



HorizonBlue

# ULTRA LEATHER




Classic Grey



Moth Wing



Flagstone




Cocoa Nib



Citronella




Canyon Clay



Earthenware




High Seas




Emerald Isle




Olive Leaf




White



Ice



Silver Pearl




Elephant




Granite




Charcoal




Raven Wing



Schooner



Fudge



Cave



Walnut




Hot Chocolate



Hide



Taupe



Pine Cone



Stone



Papyrus



Tan




Pelican




Doe




Artic



Ermine



Ivory



Light Oyster



Almond



# ULTRA LEATHER




Champagne



Milkweed



Buff




Sand



Cashmere



Pecan



Chamois



Sassy



Apricot



Curry



Autumn Leaf



Poppy



Red



Brick



Chianti



Garnet



Boysenberry



Plum



Baltic



Admiral



Nile



Diplomat Blue



Bayou



Poseidon



Rain Dance



Dove Grey



Riviera



St. John



Lagoon



Cyan



Herbal Mist



Eucalyptus



Shetland



Sonora




Parrot



Citrus




# STA KLEEN




Ballpoint




BeesWax




Pale Aqua



Yuma




Alancher




Arabica



Magic



Mica




Clay




Pitch

# SILVERTEX



**ACID**




**CREME DE MENTHE**



**BASIL**



**BOTTLE**



**SAGE**



**CELERY**




**ZEST**




**PEAT**



**CHAMPAGNE**




**MARSH**




**LIMONCELLO**



**BRONZE**




**CHESTNUT**



**MANDARIN**



**BAZAAR**



**POPPY**




**IMPERIAL**



**BORSCHT**



**UMBER**



**LUGGAGE**

# SILVERTEX




**RASPBERRY**



**BLACKBERRY**



**METEOR**



**MOCHA**



**MARINE BLUE**



**CARBON**



**LAGOON**



**JET**



**SAPPHIRE**



**STORM**



**TURQUOISE**



**STERLING**



**ICE**



**CREAM**



**TAUPE**



**NEUTRA**



# ABOUT US

People are different. Not a profound observation, we admit, but one that most office seating manufacturers continually overlook. At Crown Seating, we've embraced this idea by designing each of our ergonomically correct office chairs to fit a specific body instead of everybody.

Sit in a Crown Seating chair for any length of time, and you'll quickly realize that no two chairs we build will fit your body in quite the same way. Some will feel good, some bad, and then one or two will feel great. That's because we design each of our ergonomically correct office chairs to support a specific combination of physical attributes and professional responsibilities.

Our exclusive, ergonomically correct designs provide unparalleled support to professionals like yourself. Aid that promotes proper posture during both resting and working activities helps minimize fatigue, reduces chronic back, neck, and arm pain, and increases circulation to the legs. All of which allow you to work and live in comfort.

## FOR NEARLY 20 YEARS

Crown Seating has been an industry leader in designing and manufacturing ergonomically correct office chairs. Utilizing the highest quality materials and craftsmanship, Crown Seating manufactures a wide variety of styles, at many different price levels, for professionals across multiple industries.

